

BUDHA DAL PUBLIC SCHOOL
English planner
Class- Nursery
Term 1 SESSION 2023-24

Formative assessment 1

Scribbling

Sounds

Talking with action and eyes

Expressions on my face

Strokes

Summative assessment 1

Scribbling

Sounds

Talking with action and eyes

Expressions on my face

Handling a book

Spotting differences

Picture talk

Using hands

Strokes

Alphabets (A-L)

Lesson Overview – 1: Strokes

| Day and Planned Date | Page No. | KC No. | Daily Learning Outcome(s) | Teaching Strategies | Resources | Practice | Teacher's Notes |
|----------------------|----------|--------|---|---|---|-----------|-----------------|
| 1 DD/MM/YYYY | 3 | 1.a | <ul style="list-style-type: none"> Hold a pencil using the pincer grip Trace straight lines using fingers | <ul style="list-style-type: none"> Demonstration Activity | <ul style="list-style-type: none"> Newspaper | – | |
| 2 DD/MM/YYYY | 4 | 1.a | <ul style="list-style-type: none"> Trace sleeping lines | <ul style="list-style-type: none"> Circle Time Practice | <ul style="list-style-type: none"> TB Scale | TB: Pg. 4 | |
| 3 DD/MM/YYYY | 5 | 1.a | <ul style="list-style-type: none"> Trace standing lines | <ul style="list-style-type: none"> Demonstration Practice | <ul style="list-style-type: none"> TB | TB: Pg. 5 | |
| 4 DD/MM/YYYY | 3 | 1.a | <ul style="list-style-type: none"> Revise tracing straight lines | <ul style="list-style-type: none"> Circle Time Practice | <ul style="list-style-type: none"> PL | PL: Pg. 4 | |
| 5 DD/MM/YYYY | 6 | 1.a | <ul style="list-style-type: none"> Trace slanting lines | <ul style="list-style-type: none"> Demonstration Activity | <ul style="list-style-type: none"> TB Rhymes Book Kite | – | |
| 6 DD/MM/YYYY | 7 | 1.a | <ul style="list-style-type: none"> Trace left slanting lines | <ul style="list-style-type: none"> Demonstration Practice | <ul style="list-style-type: none"> TB Rhymes Book | TB: Pg. 7 | |

| Day and Planned Date | Page No. | KC No. | Daily Learning Outcome(s) | Teaching Strategies | Resources | Practice | Teacher |
|----------------------|----------|--------|---|---|---|-------------------------|---------|
| 7 DD/MM/YYYY | 8 | 1.a | <ul style="list-style-type: none"> Trace right slanting lines | <ul style="list-style-type: none"> Demonstration Practice | <ul style="list-style-type: none"> TB Rhymes Book | TB: Pg. 8 | |
| 8 DD/MM/YYYY | 6 | 1.a | <ul style="list-style-type: none"> Revise tracing slanting lines | <ul style="list-style-type: none"> Practice | <ul style="list-style-type: none"> TB Rhymes Book PL Kite AB | PL: Pg. 5 AB: Pg. 3 | |
| 9 DD/MM/YYYY | 9 | 1.a | <ul style="list-style-type: none"> Trace curves using fingers | <ul style="list-style-type: none"> Demonstration Activity | <ul style="list-style-type: none"> TB Rhymes Book Apple | — | |
| 10 DD/MM/YYYY | 10 | 1.a | <ul style="list-style-type: none"> Trace left curves | <ul style="list-style-type: none"> Practice | <ul style="list-style-type: none"> TB PL | TB: Pg. 10 PL: Pg. 6 | |
| 11 DD/MM/YYYY | 11 | 1.a | <ul style="list-style-type: none"> Trace right curves | <ul style="list-style-type: none"> Demonstration Practice | <ul style="list-style-type: none"> TB Rhymes Book PL Apple | TB: Pg. 11 PL: Pg. 6 | |
| 12 DD/MM/YYYY | 12-13 | 1.a | <ul style="list-style-type: none"> Trace up curves | <ul style="list-style-type: none"> Demonstration Practice | <ul style="list-style-type: none"> TB Rhymes Book | TB: Pg. 13 | |

| | | | | | | | |
|------------------|-------|-----|---|---|---|-------------------------|--|
| 13 DD/MM/YYYY | 14 | 1.a | <ul style="list-style-type: none"> Trace down curves | <ul style="list-style-type: none"> Demonstration Practice | <ul style="list-style-type: none"> TB Rhymes Book AB | TB: Pg. 14 AB: Pg. 5 | |
| 14 DD/MM/YYYY | 12 | 1.a | <ul style="list-style-type: none"> Revise tracing different strokes | <ul style="list-style-type: none"> Demonstration Practice | <ul style="list-style-type: none"> TB Rhymes Book PL | PL: Pg. 7 | |
| 15 DD/MM/YYYY | 15-16 | 1.a | <ul style="list-style-type: none"> Trace 'O' curves | <ul style="list-style-type: none"> Outdoor Learning Circle Time Practice | <ul style="list-style-type: none"> TB AB | TB: Pg. 16 AB: Pg. 9 | |
| 16 DD/MM/YYYY | 17 | 1.a | <ul style="list-style-type: none"> Trace 'S' curves | <ul style="list-style-type: none"> Outdoor Learning Practice | <ul style="list-style-type: none"> TB AB | TB: Pg. 17 AB: Pg. 7 | |
| 17 DD/MM/YYYY | 15 | 1.a | <ul style="list-style-type: none"> Revise tracing 'O' and 'S' curves | <ul style="list-style-type: none"> Practice | <ul style="list-style-type: none"> TB Rhymes Book PL | PL: Pg. 8 | |

1) Strokes



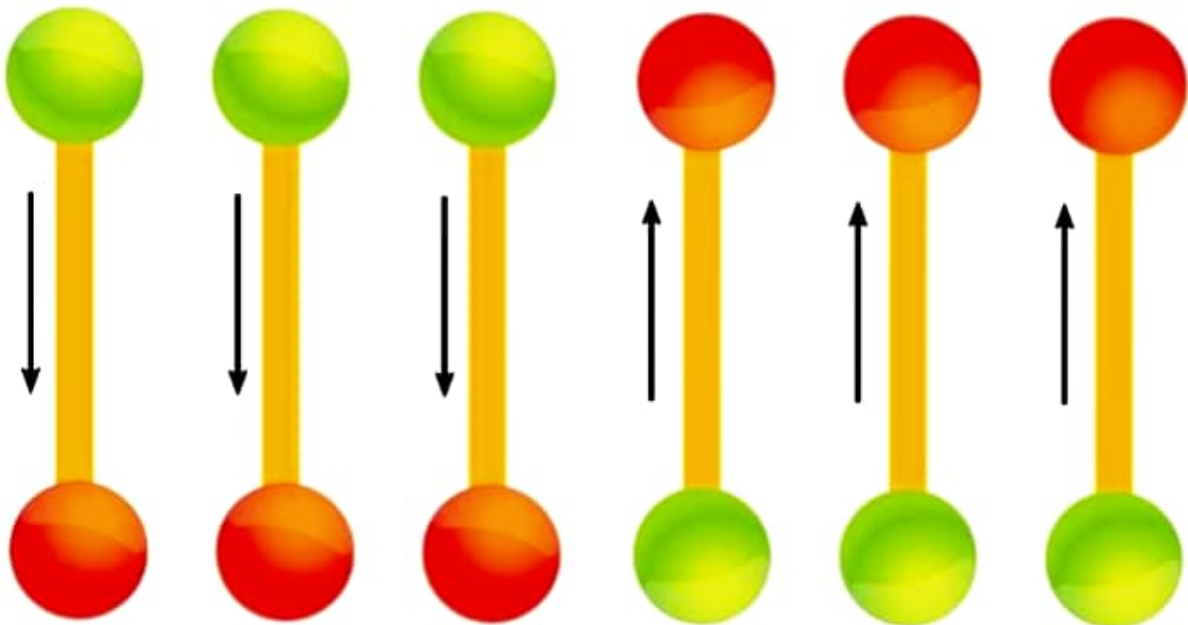
Straight Lines

Move your finger from the green dots to the red dots along the yellow lines.

SLEEPING LINES



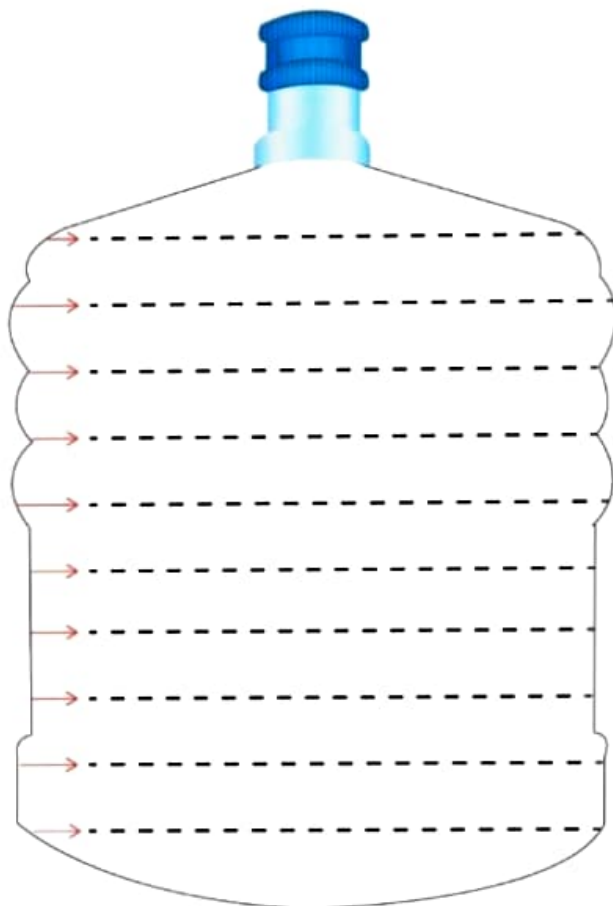

STANDING LINES





Trace the Sleeping Lines

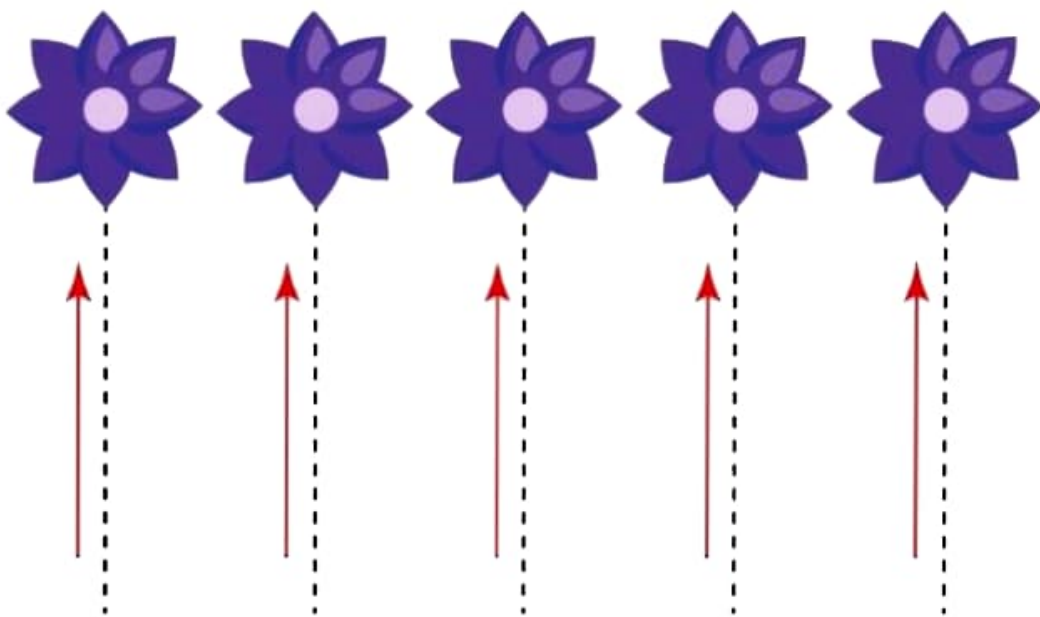
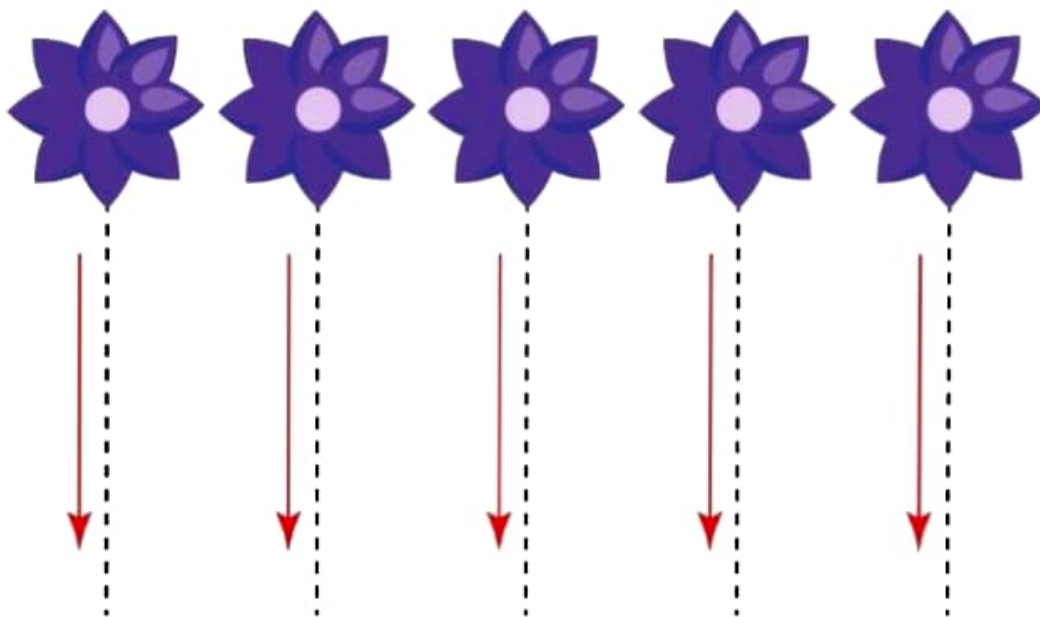
Trace the dotted lines to complete the pictures.





Trace the Standing Lines

Trace the dotted lines to complete the pictures.

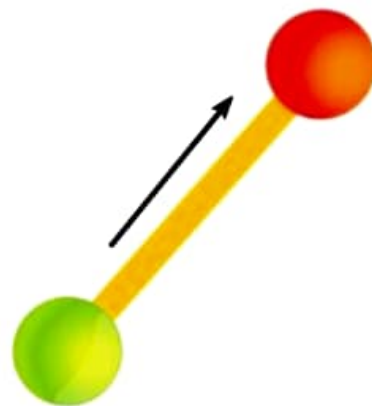
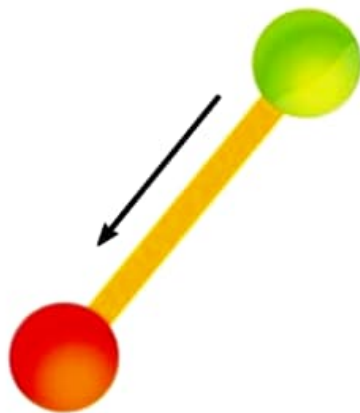




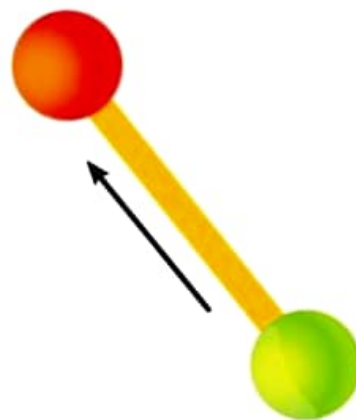
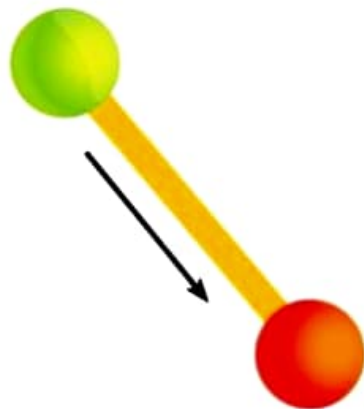
Slanting Lines

Move your finger from the green dots to the red dots along the yellow lines.

LEFT SLANTING LINES



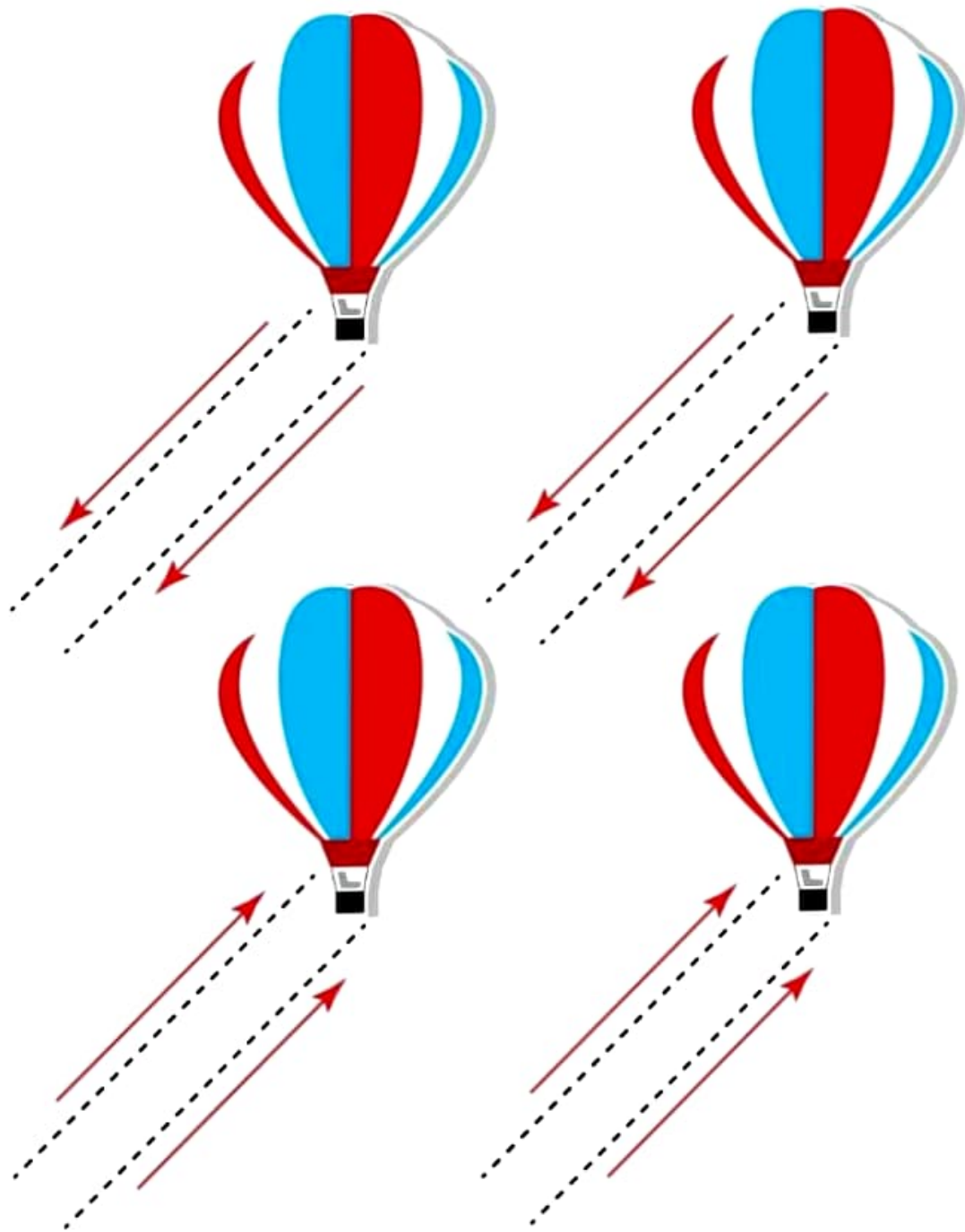
RIGHT SLANTING LINES





Trace the Left Slanting Lines

Trace the dotted slanting lines.






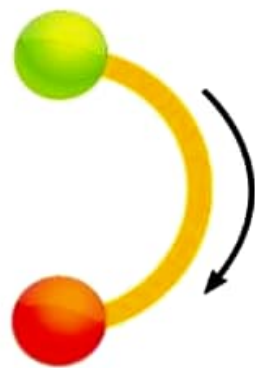
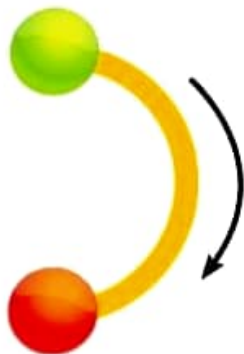
Left and Right Curves

Move your finger from the green dots to the red dots along the yellow lines.

LEFT CURVES




RIGHT CURVES





Trace the Left Curves

Trace the dotted curves to complete the candles.

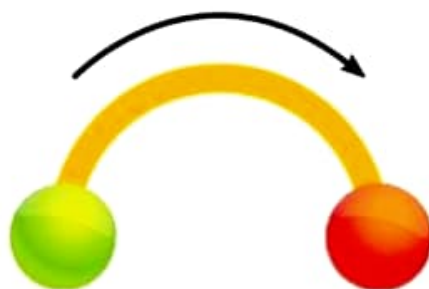
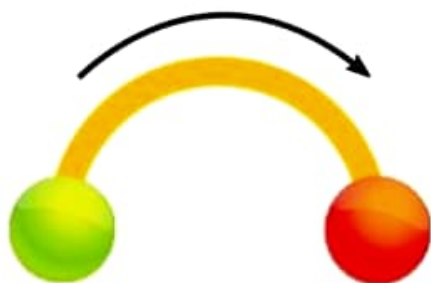




Up and Down Curves

Move your finger from the green dots to the red dots along the yellow lines.

UP CURVES



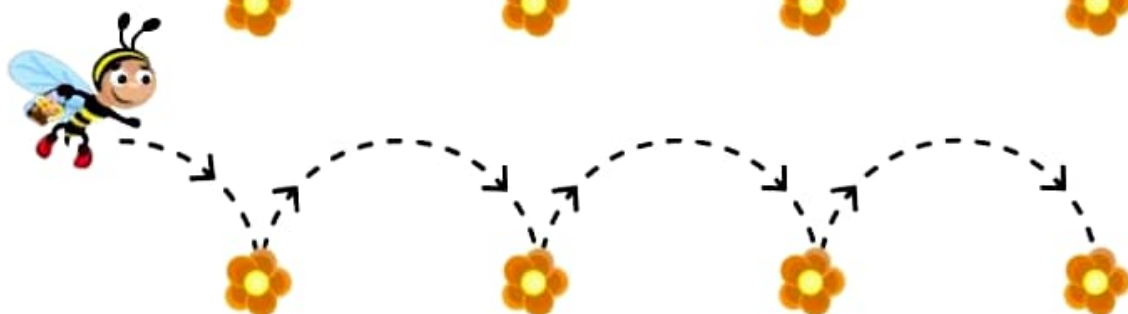

DOWN CURVES





Trace the Up Curves

Trace the dotted curves to help them finish the race.





Trace the Down Curves

Trace the dotted curves to help them finish the race.

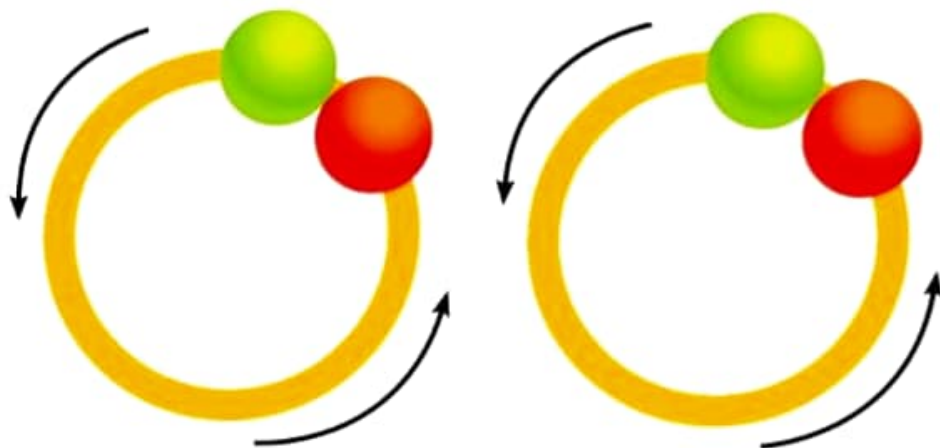




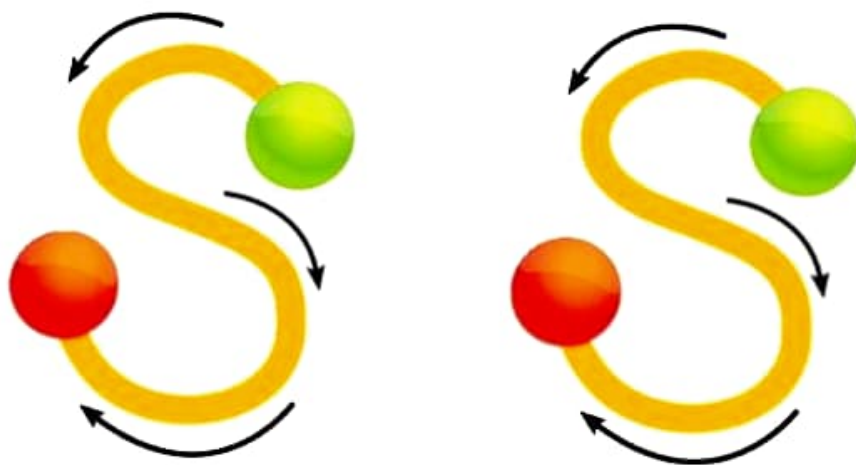
'O' and 'S' Curves

Move your finger from the green dots to the red dots along the yellow lines.

'O' CURVES




'S' CURVES





Trace the 'O' Curves

Trace the dotted curves to help Pihu blow some bubbles.



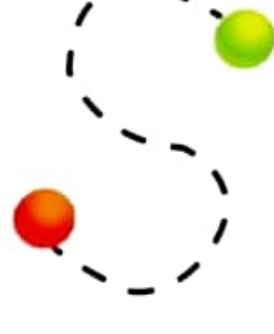
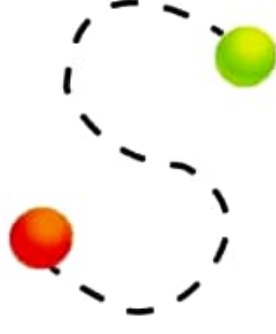
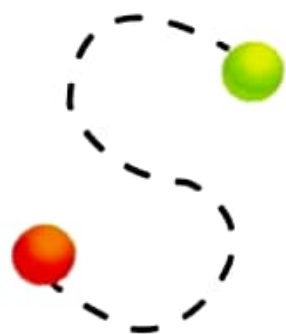
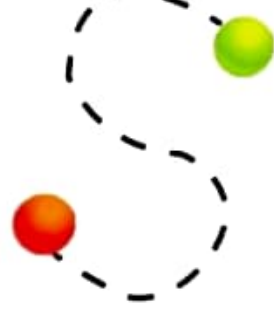
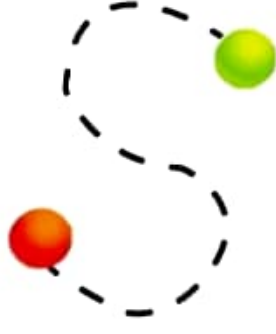
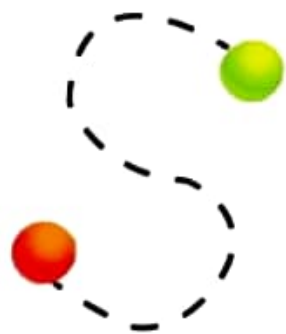
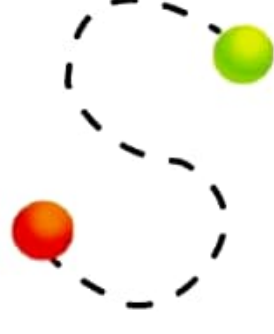
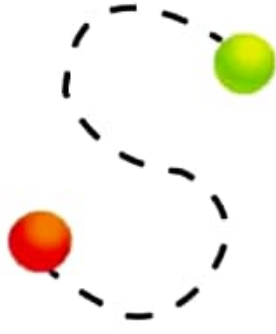
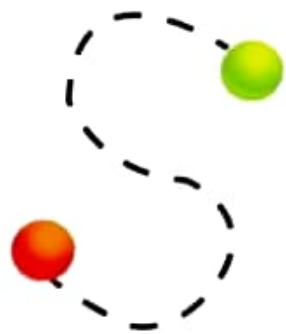
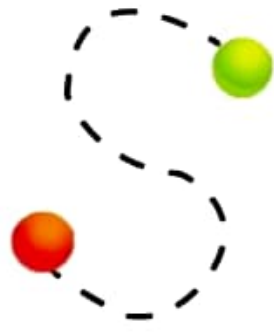
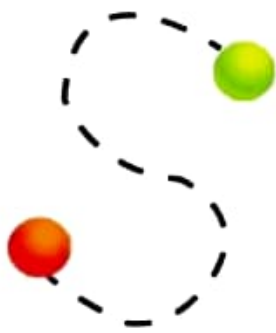
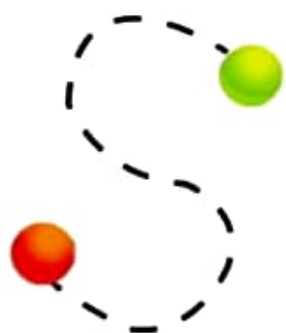
Pihu





Trace the 'S' Curves

Trace the dotted curves.



| | Suggested questions to test the key concept(s) | Key Concept(s) | Remarks |
|---|--|--|---------|
| 1 | Draw a sleeping line and a standing line on the board. | Day 4 - Practise making the following strokes: straight lines | |
| 2 | Find objects in the classroom which have slanting lines. | Day 8 - Practise making the following strokes: left and right slanting lines | |
| 3 | Draw a pumpkin or an apple on the board using left and right curves. | Day 11 - Practise making the following strokes: left and right curves | |
| 4 | Draw up and down curves to make a happy and sad face on the board. | Day 13 - Practise making the following strokes: up and down curves | |
| 5 | Draw 'O' and 'S' curves in the air using your finger. | Day 17 - Practise making the following strokes: 'O' and 'S' curves | |

Lesson Overview – 2: Letters of the Alphabet

| Day and Planned Date | Page No. | KC No. | Daily Learning Outcome(s) | Teaching Strategies | Resources | Practice | Teacher's Notes |
|----------------------|----------|-------------------|--|---|--|--------------------------|-----------------|
| 1 DD/MM/YYYY | 18 | 2.a 2.b 2.c | <ul style="list-style-type: none"> Recognise the letter A Know related vocabulary Trace using fingers | <ul style="list-style-type: none"> Circle Time Practice | <ul style="list-style-type: none"> TB Rhymes Book IMAX Mini Chart Paint Paper | — | |
| 2 DD/MM/YYYY | 18 | 2.a 2.c | <ul style="list-style-type: none"> Recognise the letter A Write the letter A | <ul style="list-style-type: none"> Reading Aloud Practice | <ul style="list-style-type: none"> TB AB Rhymes Book | TB: Pg. 18 AB: Pg. 11 | |
| 3 DD/MM/YYYY | 19 | 2.a 2.b 2.C | <ul style="list-style-type: none"> Recognise the letter B Know related vocabulary Trace using fingers | <ul style="list-style-type: none"> Circle Time Practice | <ul style="list-style-type: none"> TB AB IMAX Mini Chart Newspaper | AB: Pg. 11 | |
| 4 DD/MM/YYYY | 19 | 2.a 2.c | <ul style="list-style-type: none"> Recognise the letter B Write the letter B | <ul style="list-style-type: none"> Reading Aloud Practice | <ul style="list-style-type: none"> TB Sand tray | TB: Pg. 19 | |
| 5 DD/MM/YYYY | 20 | 2.a 2.b 2.c | <ul style="list-style-type: none"> Recognise the letter C Know related vocabulary Trace using fingers | <ul style="list-style-type: none"> Circle Time Practice | <ul style="list-style-type: none"> TB AB Rhymes Book IMAX Mini Chart | AB: Pg. 13 | |
| 6 DD/MM/YYYY | 20 | 2.a 2.c | <ul style="list-style-type: none"> Recognise the letter C Write the letter C | <ul style="list-style-type: none"> Reading Aloud Practice | <ul style="list-style-type: none"> TB Sand tray | TB: Pg. 20 | |

| Day and Planned Date | Page No. | KC No. | Daily Learning Outcome(s) | Teaching Strategies | Resources | Practice | Teacher's Notes |
|----------------------|----------|-------------------|--|---|---|------------|-----------------|
| 7 DD/MM/YYYY | 21 | 2.a 2.b 2.c | <ul style="list-style-type: none"> Recognise the letter D Know related vocabulary Trace using fingers | <ul style="list-style-type: none"> Circle Time Practice | <ul style="list-style-type: none"> TB AB IMAX Mini Chart Square paper | AB: Pg. 13 | |
| 8 DD/MM/YYYY | 21 | 2.a 2.c | <ul style="list-style-type: none"> Recognise the letter D Write the letter D | <ul style="list-style-type: none"> Reading Aloud Practice | <ul style="list-style-type: none"> TB | TB: Pg. 21 | |
| 9 DD/MM/YYYY | 22 | 2.a 2.b 2.c | <ul style="list-style-type: none"> Recognise the letter E Know related vocabulary Trace using fingers | <ul style="list-style-type: none"> Circle Time Practice | <ul style="list-style-type: none"> TB IMAX Mini Chart | AB: Pg. 15 | |
| 10 DD/MM/YYYY | 22 | 2.a 2.c | <ul style="list-style-type: none"> Recognise the letter E Write the letter E | <ul style="list-style-type: none"> Reading Aloud Practice | <ul style="list-style-type: none"> TB | TB: Pg. 22 | |
| 11 DD/MM/YYYY | 23 | 2.a 2.b 2.c | <ul style="list-style-type: none"> Recognise the letters: A to E Know related vocabulary Trace in the air | <ul style="list-style-type: none"> Circle Time Practice | <ul style="list-style-type: none"> TB IMAX Mini Chart | — | |
| 12 DD/MM/YYYY | 18 | 2.c | <ul style="list-style-type: none"> Revise writing the letter A | <ul style="list-style-type: none"> Circle Time Practice | <ul style="list-style-type: none"> Rhymes Book IMAX Mini Chart PL | PL: Pg. 13 | |
| 13 DD/MM/YYYY | 19 | 2.c | <ul style="list-style-type: none"> Revise writing the letter B | <ul style="list-style-type: none"> Circle Time Practice | <ul style="list-style-type: none"> Rhymes Book IMAX Mini Chart PL | PL: Pg. 14 | |

| Day and Planned Date | Page No. | KC No. | Daily Learning Outcome(s) | Teaching Strategies | Resources | Practice | Teacher's Notes |
|----------------------|----------|-------------------|--|---|---|--------------------------|-----------------|
| 14 DD/MM/YYYY | 20 | 2.c | <ul style="list-style-type: none"> Revise writing the letter C | <ul style="list-style-type: none"> Circle Time Practice | <ul style="list-style-type: none"> IMAX Mini Chart Rhymes Book PL | PL: Pg. 15 | |
| 15 DD/MM/YYYY | 21 | 2.c | <ul style="list-style-type: none"> Revise writing the letter D | <ul style="list-style-type: none"> Circle Time Practice | <ul style="list-style-type: none"> IMAX Mini Chart Rhymes Book PL | PL: Pg. 16 | |
| 16 DD/MM/YYYY | 22 | 2.c | <ul style="list-style-type: none"> Revise writing the letter E | <ul style="list-style-type: none"> Circle Time Practice | <ul style="list-style-type: none"> IMAX Mini Chart Rhymes Book PL | PL: Pg. 17 | |
| 17 DD/MM/YYYY | 24 | 2.a 2.b | <ul style="list-style-type: none"> Revise the letters: A to E Know related vocabulary | <ul style="list-style-type: none"> Circle Time Practice | <ul style="list-style-type: none"> TB Rhymes Book | TB: Pg. 24 | |
| 18 DD/MM/YYYY | 25 | 2.a 2.b | <ul style="list-style-type: none"> Revise the letters: A to E Know related vocabulary | <ul style="list-style-type: none"> Circle Time Practice | <ul style="list-style-type: none"> TB Rhymes Book | TB: Pg. 25 | |
| 19 DD/MM/YYYY | 26 | 2.a 2.b 2.c | <ul style="list-style-type: none"> Recognise the letter F Know related vocabulary Trace using fingers | <ul style="list-style-type: none"> Circle Time Practice | <ul style="list-style-type: none"> TB IMAX Mini Chart Flower cut-out | TB: Pg. 26 AB: Pg. 15 | |

| Day and Planned Date | Page No. | KC No. | Daily Learning Outcome(s) | Teaching Strategies | Resources | Practice | Teacher's Notes |
|----------------------|----------|-------------------|--|---|---|--------------------------|-----------------|
| 20 DD/MM/YYYY | 27 | 2.a 2.b 2.c | <ul style="list-style-type: none"> Recognise the letter G Know related vocabulary Trace using fingers | <ul style="list-style-type: none"> Circle Time Practice | <ul style="list-style-type: none"> TB IMAX Mini Chart | TB: Pg.27 AB: Pg. 17 | |
| 21 DD/MM/YYYY | 27 | 2.a 2.b 2.c | <ul style="list-style-type: none"> Recognise the letter G Know related vocabulary Trace using fingers | <ul style="list-style-type: none"> Circle Time Practice | <ul style="list-style-type: none"> TB IMAX Mini Chart | TB: Pg. 27 | |
| 22 DD/MM/YYYY | 28 | 2.a 2.b 2.c | <ul style="list-style-type: none"> Recognise the letter H Know related vocabulary Trace using fingers | <ul style="list-style-type: none"> Circle Time Practice | <ul style="list-style-type: none"> TB IMAX Mini Chart Paper Crayons | TB: Pg. 28 AB: Pg. 17 | |
| 23 DD/MM/YYYY | 29 | 2.a 2.b 2.c | <ul style="list-style-type: none"> Recognise the letter I Know related vocabulary Trace using fingers | <ul style="list-style-type: none"> Circle Time Practice | <ul style="list-style-type: none"> TB IMAX Mini Chart Printed paper | TB: Pg. 29 AB: Pg. 19 | |
| 24 DD/MM/YYYY | 30 | 2.a 2.b 2.c | <ul style="list-style-type: none"> Recognise the letter J Know related vocabulary Trace using fingers | <ul style="list-style-type: none"> Circle Time Practice | <ul style="list-style-type: none"> TB IMAX Mini Chart Newspaper | TB: Pg. 30 AB: Pg. 19 | |
| 25 DD/MM/YYYY | 34 | 2.a 2.b 2.c | <ul style="list-style-type: none"> Recognise the letter K Know related vocabulary Trace using fingers | <ul style="list-style-type: none"> Circle Time Practice | <ul style="list-style-type: none"> TB IMAX Mini Chart Paper | TB: Pg. 34 AB: Pg. 21 | |
| 26 DD/MM/YYYY | 35 | 2.a 2.b 2.c | <ul style="list-style-type: none"> Recognise the letter L Know related vocabulary Trace using fingers | <ul style="list-style-type: none"> Circle Time Practice | <ul style="list-style-type: none"> TB IMAX Mini Chart Lemon | TB: Pg. 35 AB: Pg. 21 | |

| Day and Planned Date | Page No. | KC No. | Daily Learning Outcome(s) | Teaching Strategies | Resources | Practice | Teacher's Notes |
|----------------------|----------|-------------------|---|---|---|--------------------------|-----------------|
| 27 DD/MM/YYYY | 31 | 2.b 2.c | <ul style="list-style-type: none"> Recognise pictures beginning with the letters: F to J Write the letter F | <ul style="list-style-type: none"> Reading Aloud Practice | <ul style="list-style-type: none"> TB PL | PL: Pg. 18 | |
| 28 DD/MM/YYYY | 27 | 2.c | <ul style="list-style-type: none"> Write the letter G | <ul style="list-style-type: none"> Reading Aloud Practice | <ul style="list-style-type: none"> TB PL IMAX Mini Chart | PL: Pg. 19 | |
| 29 DD/MM/YYYY | 32 | 2.c | <ul style="list-style-type: none"> Write the letter H | <ul style="list-style-type: none"> Reading Aloud Practice | <ul style="list-style-type: none"> TB PL | TB: Pg. 32 PL: Pg. 20 | |
| 30 DD/MM/YYYY | 33 | 2.c | <ul style="list-style-type: none"> Write the letter I | <ul style="list-style-type: none"> Reading Aloud Practice | <ul style="list-style-type: none"> TB PL | TB: Pg. 33 PL: Pg. 21 | |
| 31 DD/MM/YYYY | 30 | 2.c | <ul style="list-style-type: none"> Write the letter J | <ul style="list-style-type: none"> Reading Aloud Practice | <ul style="list-style-type: none"> TB PL | AB: Pg. 23 PL: Pg. 22 | |
| 32 DD/MM/YYYY | 34 | 2.a 2.b 2.c | <ul style="list-style-type: none"> Write the letter K Read the letters aloud: A to L Recognise the letters: A to L | <ul style="list-style-type: none"> Reading Aloud Practice | <ul style="list-style-type: none"> PL IMAX Mini Chart | PL: Pg. 23 | |

| Day and Planned Date | Page No. | KC No. | Daily Learning Outcome(s) | Teaching Strategies | Resources | Practice | Teacher's Notes |
|----------------------|----------|-------------------|---|---|---|--------------------------|-----------------|
| 33 DD/MM/YYYY | 35 | 2.a 2.b 2.c | <ul style="list-style-type: none"> • Write the letter L • Read the letters aloud: A to L • Recognise the letters: A to L | <ul style="list-style-type: none"> • Reading Aloud • Practice | <ul style="list-style-type: none"> • AB • PL • IMAX Mini Chart | AB: Pg. 25 PL: Pg. 24 | |

2) Letters of the Alphabet



Letter A

A is for ANT

A is for APPLE

'A' 'a' says - /a/-/a/-/a/



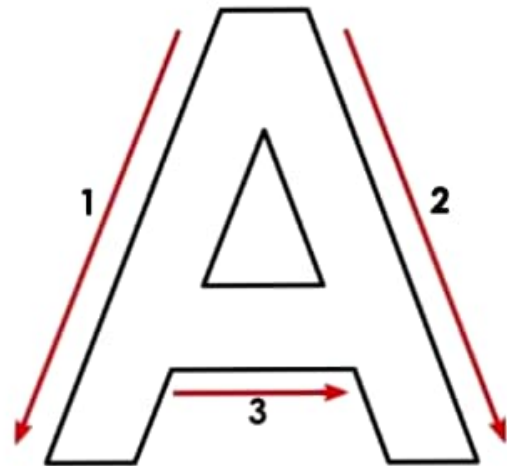
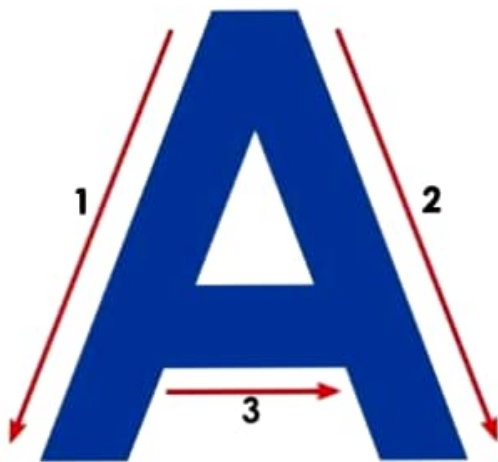
ANT



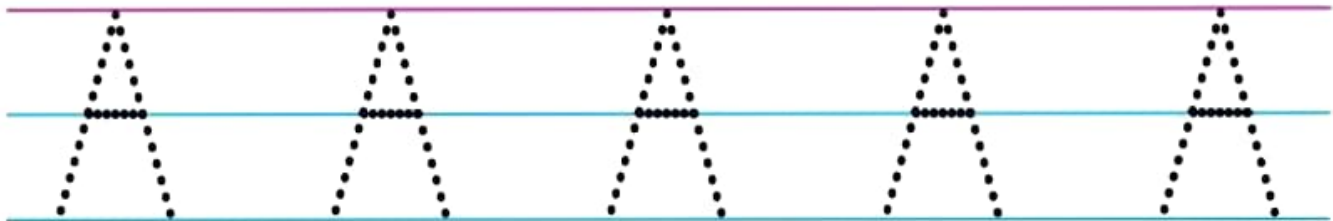
APPLE

Trace with your finger.

Colour with crayons.



Trace the dots to form the letter.





Letter B

B is for **B**AT

B is for **B**ALL

'B' 'b' says - /b/-/b/-/b/



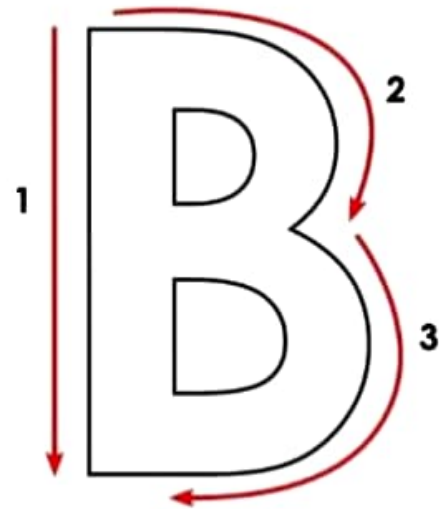
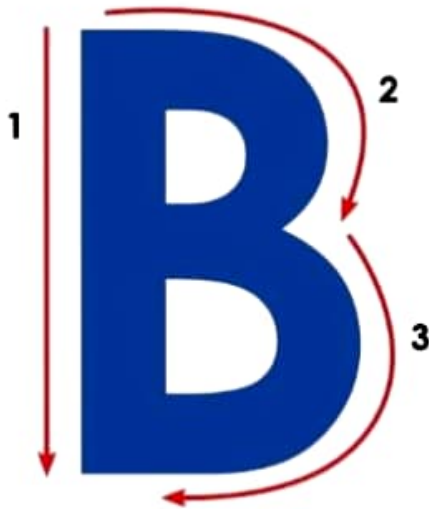
BAT



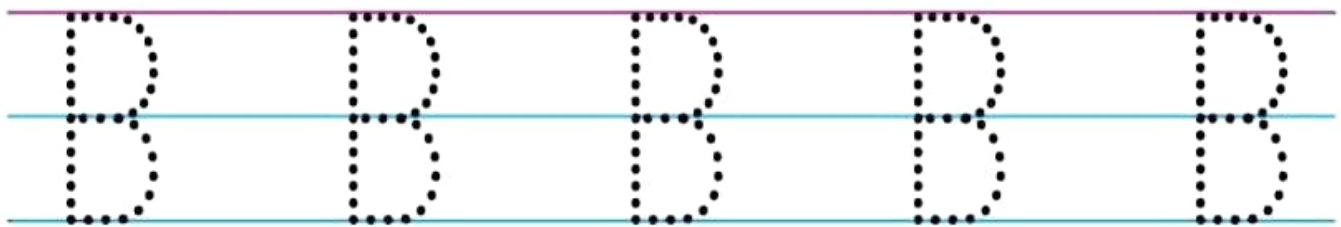
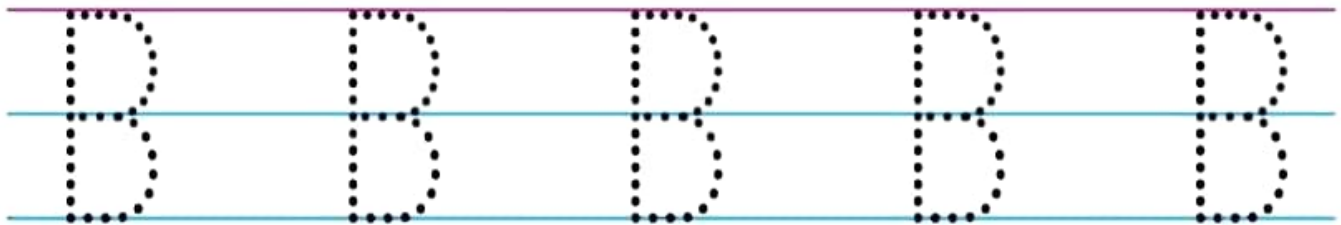
BALL

Trace with your finger.

Colour with crayons.



Trace the dots to form the letter.





Letter C

C is for CAT

C is for CUP

'C' 'c' says - /c/-/c/-/c/



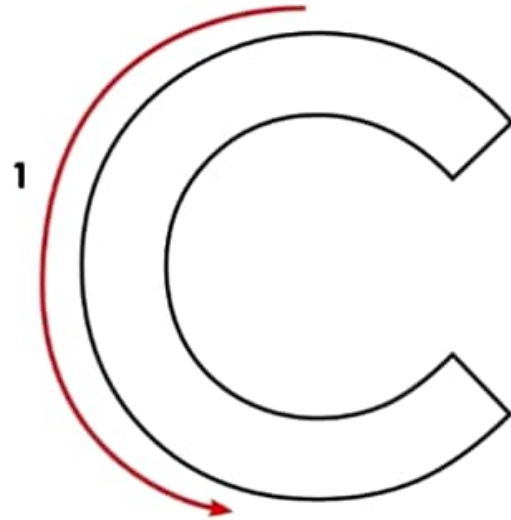

CAT



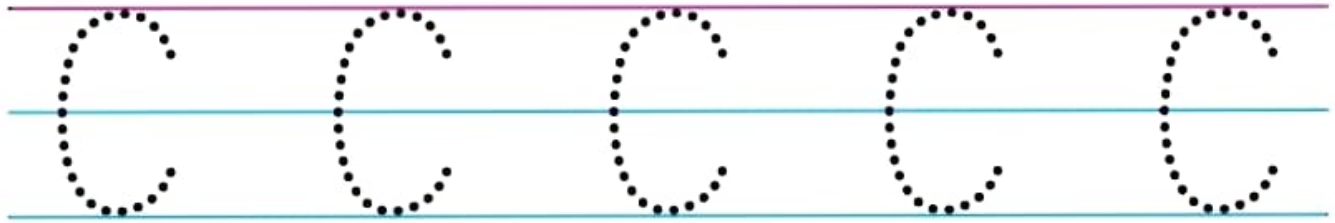
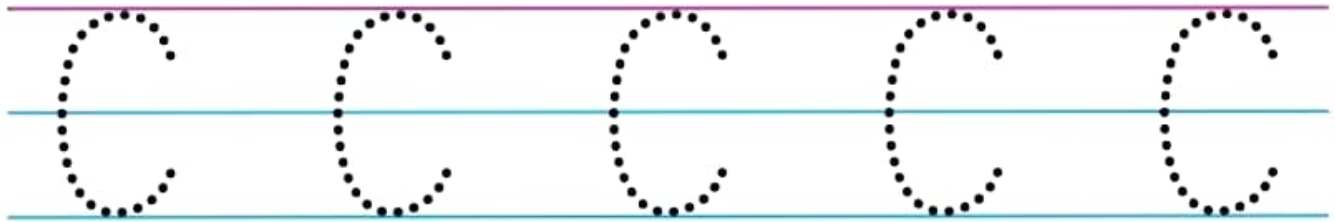
CUP

Trace with your finger.

Colour with crayons.



Trace the dots to form the letter.





Letter D

D is for DOG

D is for DRUM

'D' 'd' says - /d/-/d/-/d/



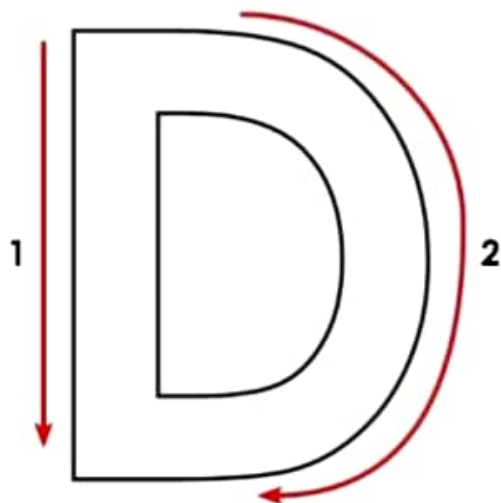

DOG



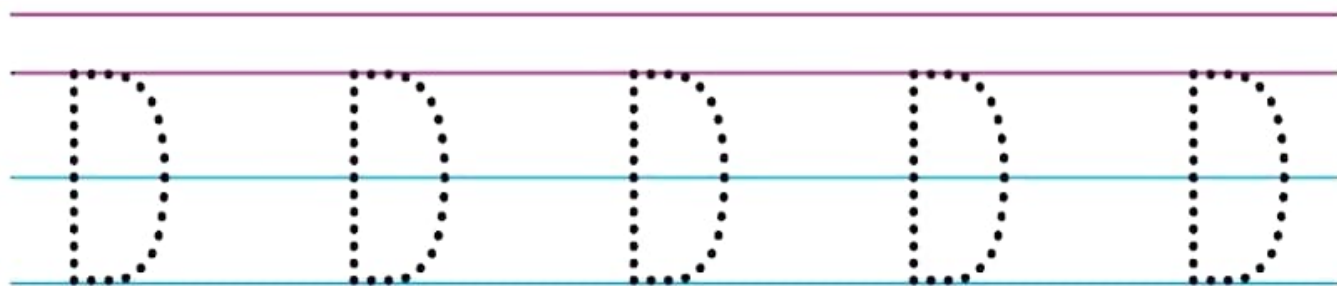
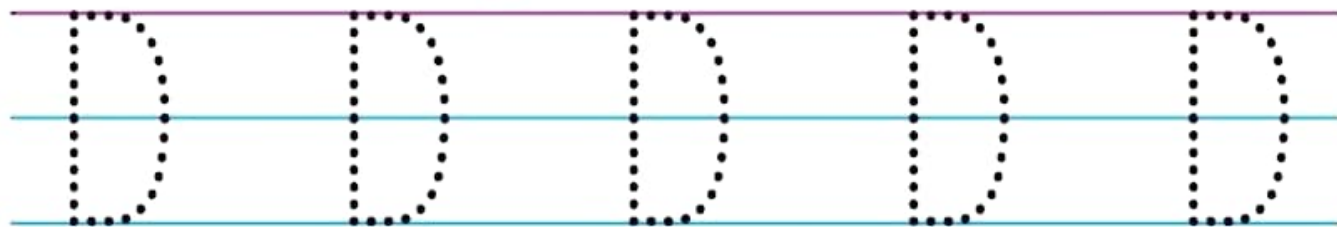
DRUM

Trace with your finger.

Colour with crayons.



Trace the dots to form the letter.





Letter E

E is for EGG

E is for ENGINE

'E' 'e' says - /e/-/e/-/e/

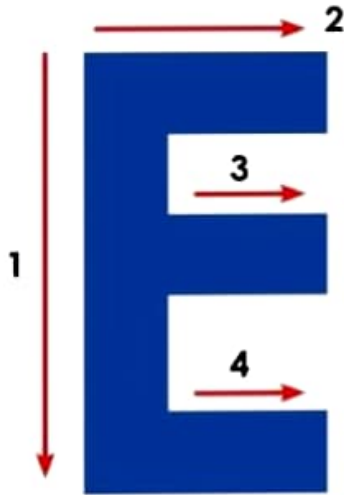


EGG

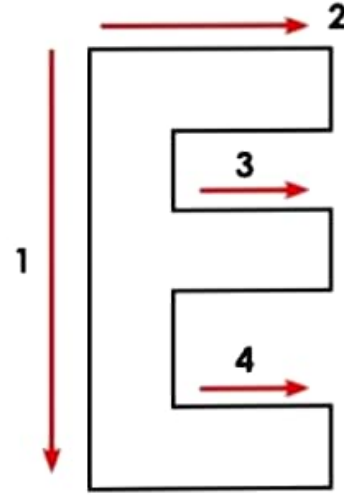


ENGINE

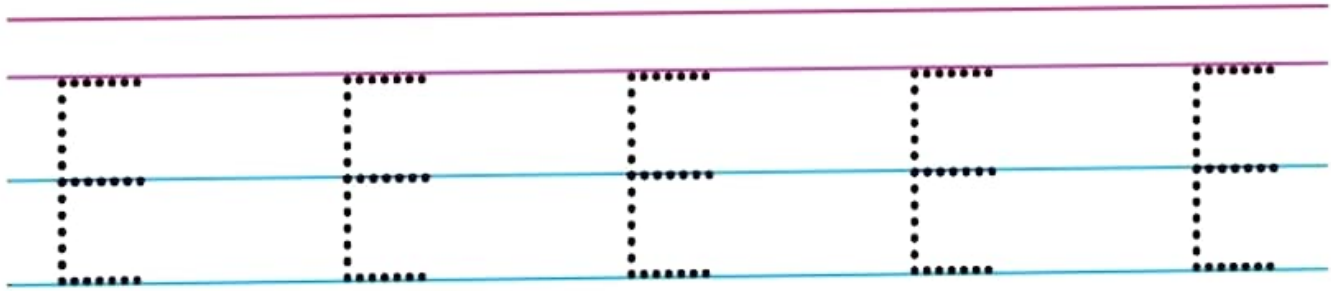
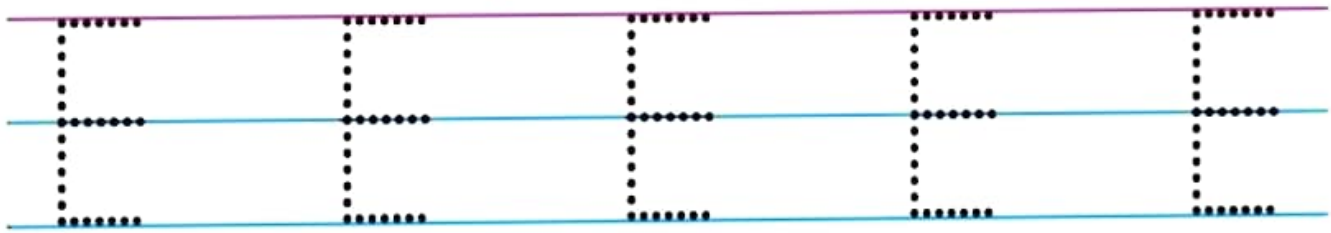
Trace with your finger.



Colour with crayons.



Trace the dots to form the letter.





Circle the Letter: A to E

Identify the letter on your left and circle the same letter in the word on your right.

B in



B O T T L E

D in



D E S K

A in



A N T

E in



E G G

C in



C A T



Beginning Letter: A to E

Match the words to their beginning letters by drawing lines.



ANT

C



DRUM

E



BAG

D



CAP

A



EGG

B





Letter F

F is for FAN

F is for FISH

'F' 'f' says - /f/-/f/-/f/

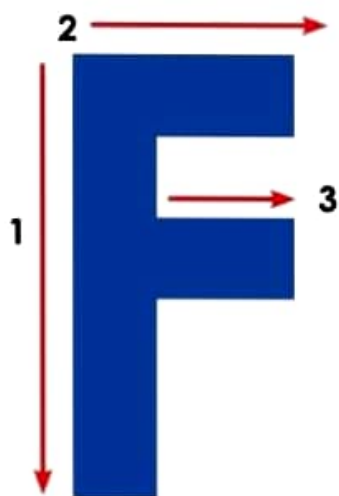


FAN

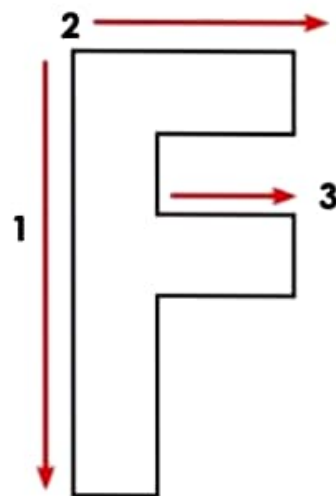


FISH

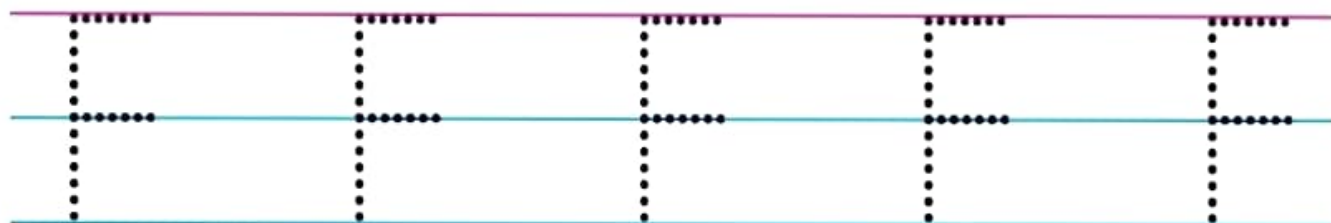
Trace with your finger.



Colour with crayons.



Trace the dots to form the letter.





Letter G

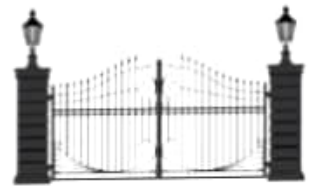
G is for GOAT

G is for GATE

'G' 'g' says - /g/-/g/-/g/



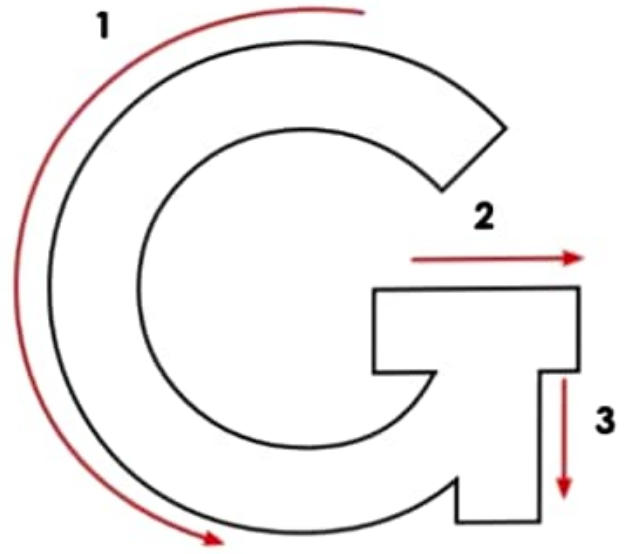
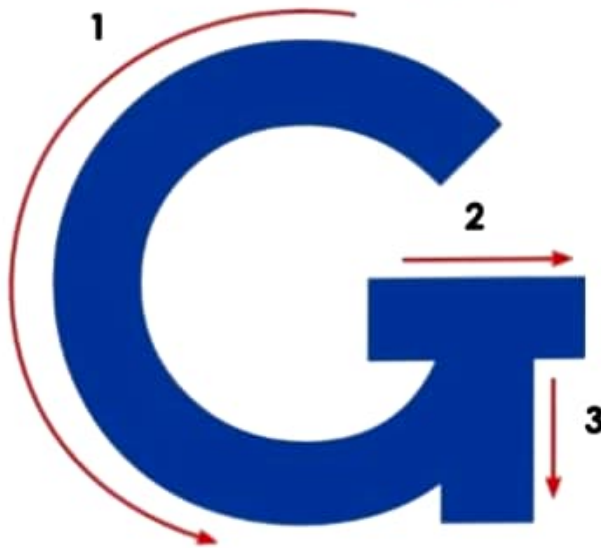
GOAT



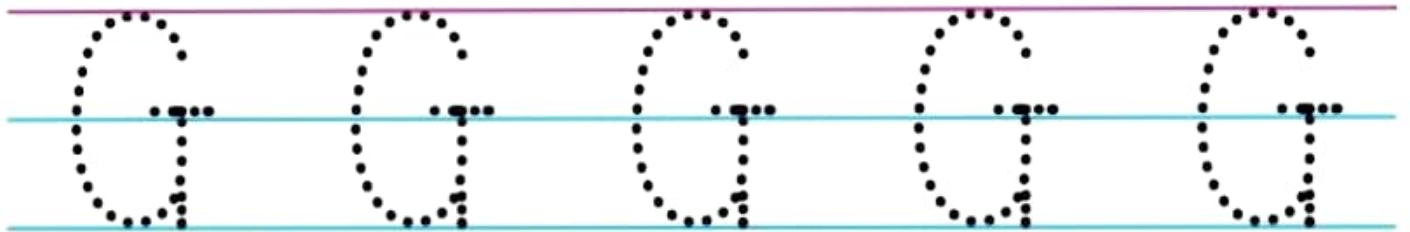
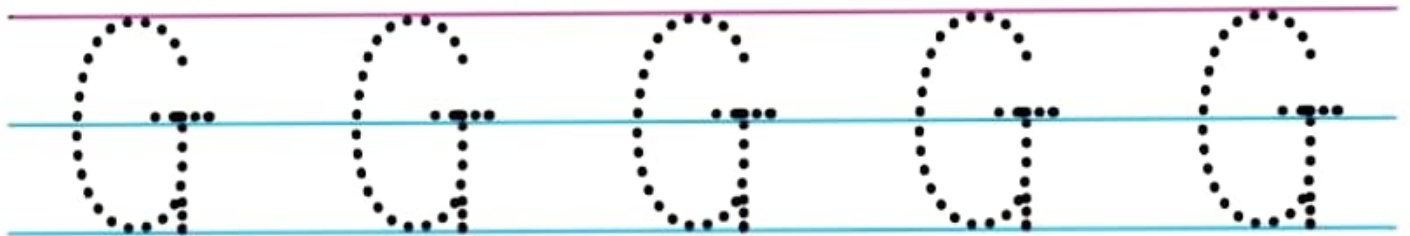
GATE

Trace with your finger.

Colour with crayons.



Trace the dots to form the letter.





Letter H

H is for HEN

H is for HAT

'H' 'h' says - /h/-/h/-/h/



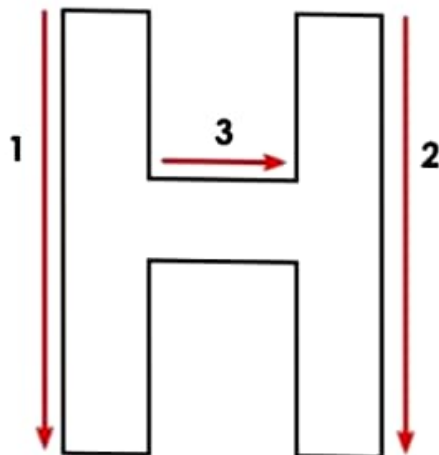
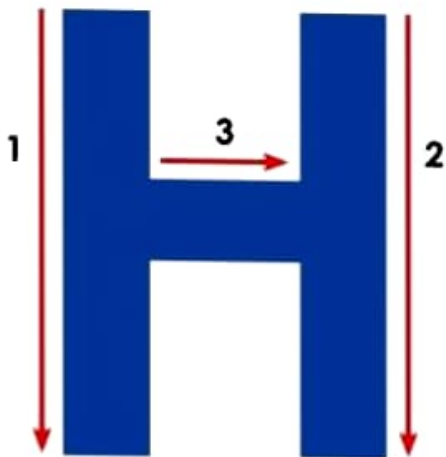
HEN



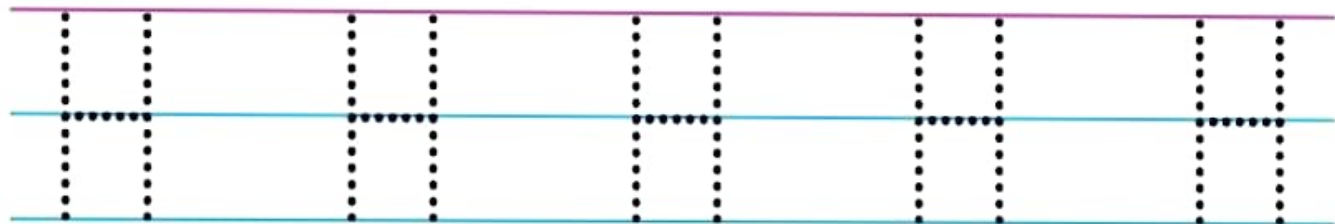
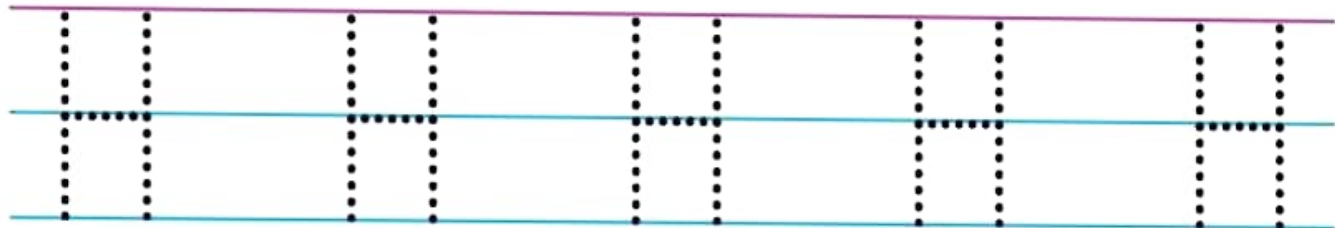
HAT

Trace with your finger.

Colour with crayons.



Trace the dots to form the letter.





Letter I

I is for **INK**

I is for **INSECT**

'I' 'i' says - /i/-/i/-/i/



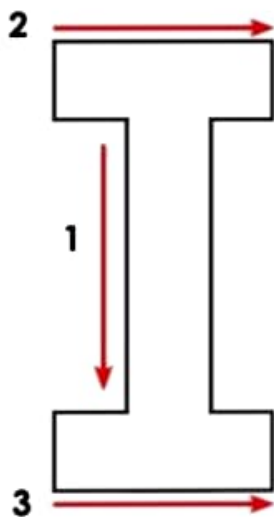
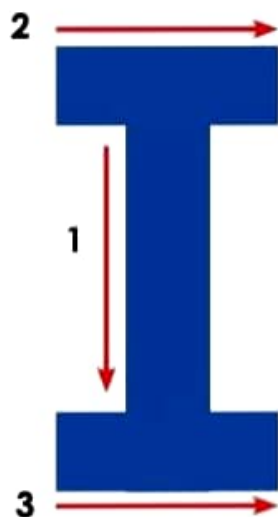
INK



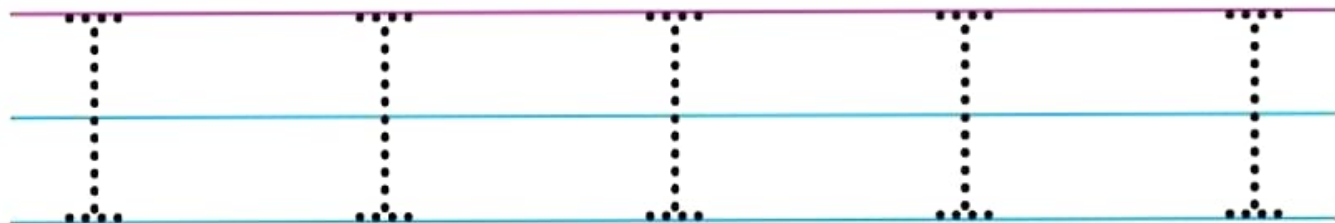
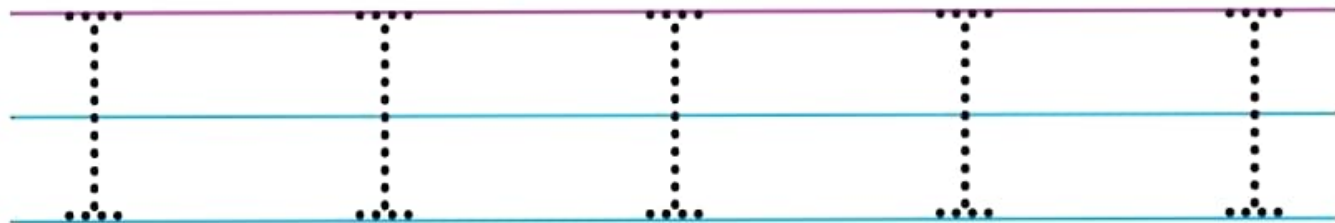
INSECT

Trace with your finger.

Colour with crayons.



Trace the dots to form the letter.





Letter J

J is for JUG

J is for JAM

'J' 'j' says - /j/-/j/-/j/



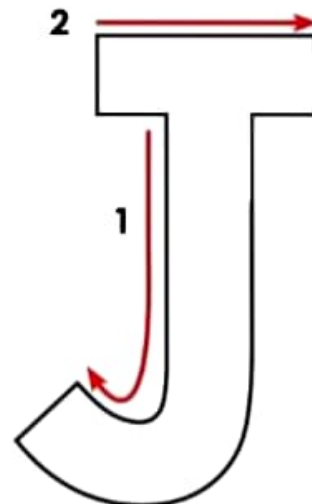

JUG



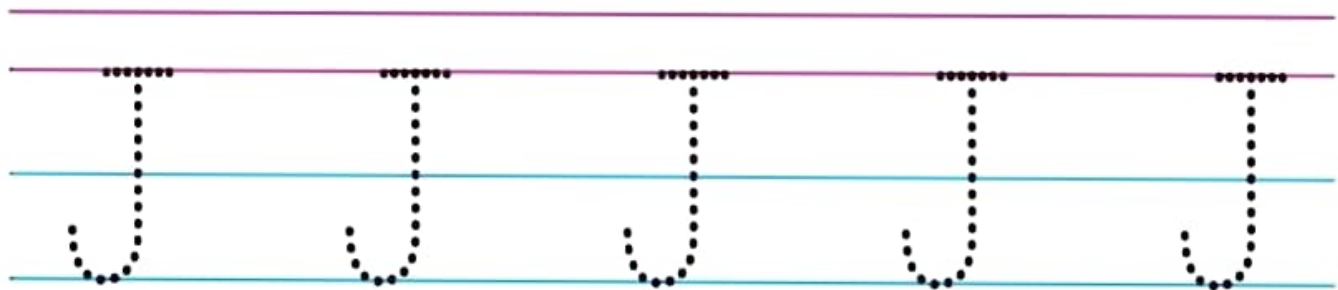
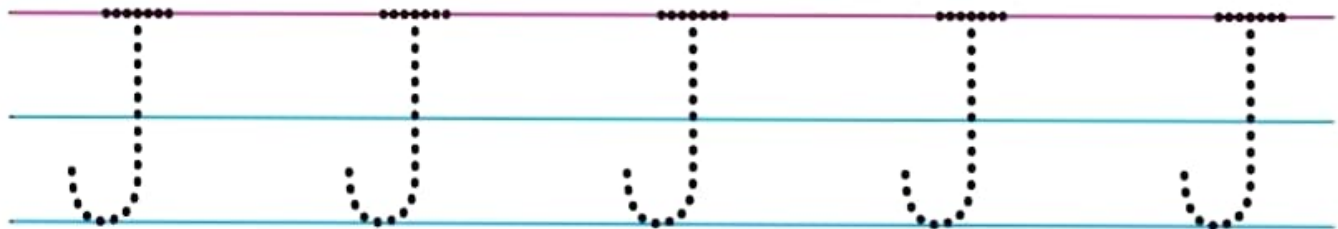
JAM

Trace with your finger.

Colour with crayons.



Trace the dots to form the letter.






Circle the Letter: F to J

Identify the letter on your left and circle the same letter in the word on your right.

I in



INSECT

F in



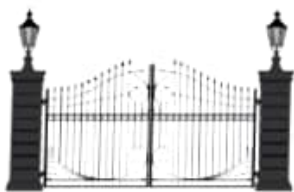
FROG

J in



JOKER

G in



GATE

H in



HAT



Beginning Letter: F to J

Match the words to their beginning letters by drawing lines.



FOX

G



JAM

I



INK

H



GOAT

F



HOUSE

J



Letter K

K is for KING

K is for KITE

'K' 'k' says - /k/-/k/-/k/



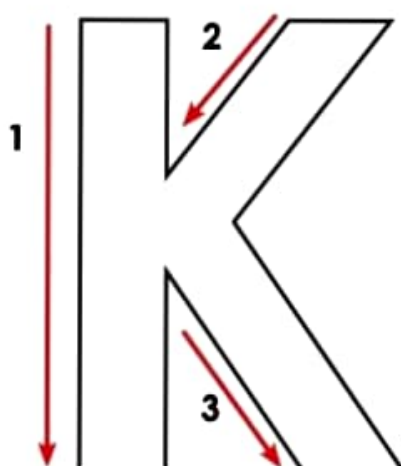
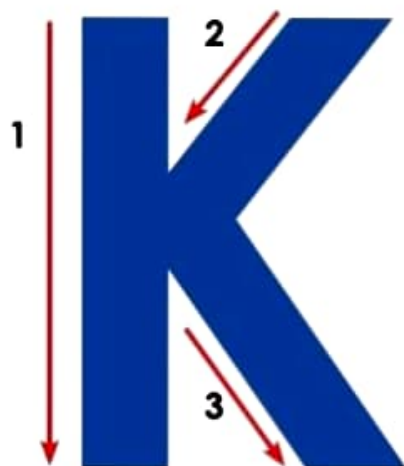
KING



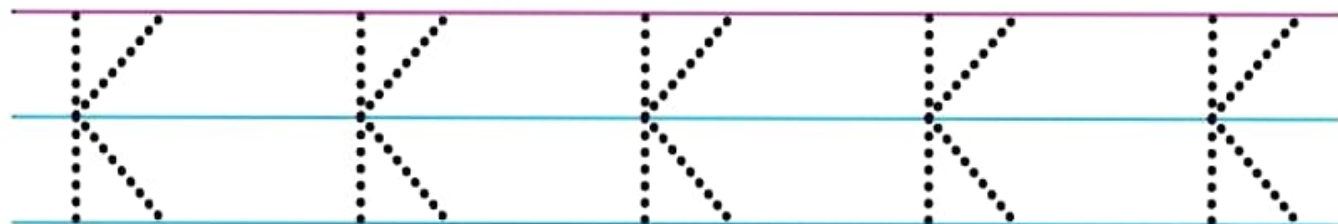
KITE

Trace with your finger.

Colour with crayons.



Trace the dots to form the letter.





Letter L

L is for LAMP

L is for LION

'L' 'l' says - /l/-/l/-/l/



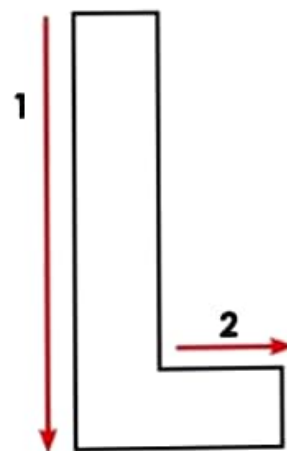
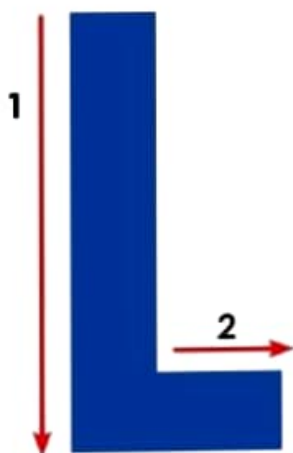
LAMP



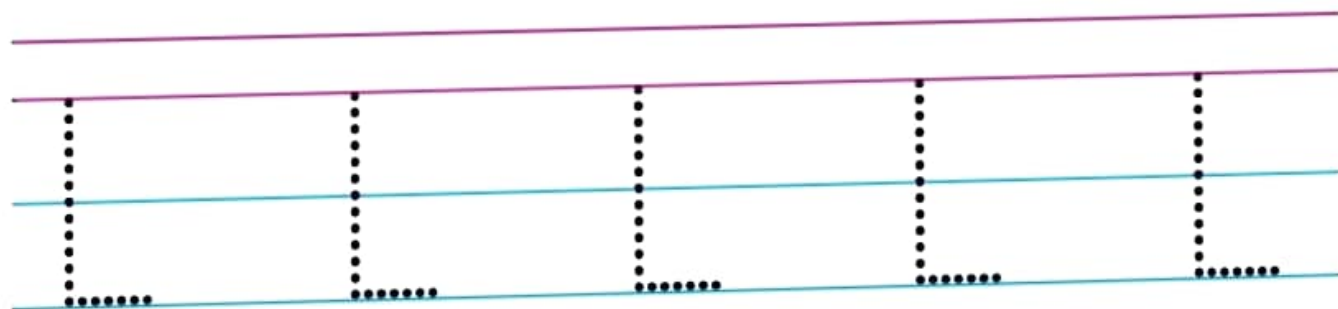
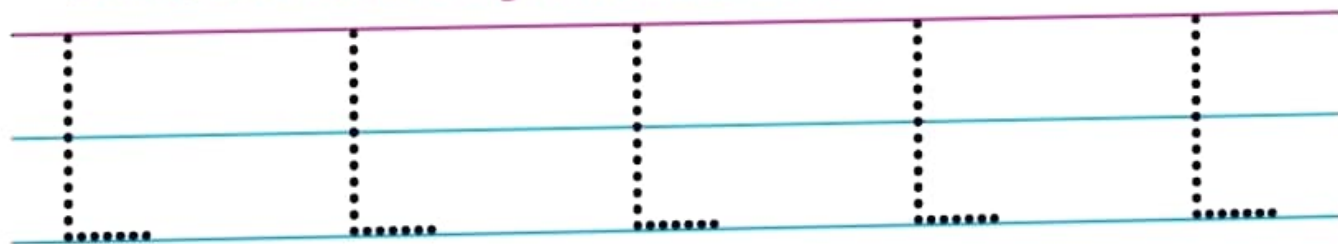
LION


Trace with your finger.

Colour with crayons.



Trace the dots to form the letter.



 **Reflection**

| | Suggested questions to test the key concept(s) | Key Concept(s) | Remarks |
|---|---|---|---------|
| 1 | Recognise the letters F, G and K from the IMAX Mini Chart. | Day 27 - Recognise letters of the alphabet | |
| 2 | Name different words beginning with the letters B, J and L. | Day 18 - Know vocabulary beginning with a particular letter | |
| 3 | Trace the letters C, E, H, G and J on the board. | Day 28 - Trace letters of the alphabet | |

Formative assessment 2
Alphabets A-O

Formative assessment 3
U-X

Summative assessment 2
Games
Fun time
Letters M-Z



Lesson Overview - 2: Letters of the Alphabet

| Day and Planned Date | Page No. | KC No. | Daily Learning Outcome(s) | Teaching Strategies | Resources | Practice | Teacher's Notes |
|----------------------|----------|-------------------|--|---|---|-------------------------|-----------------|
| 1 DD/MM/YYYY | 18, 36 | 2.a 2.b 2.c | <ul style="list-style-type: none"> Recognise the letter M Know related vocabulary Trace using fingers | <ul style="list-style-type: none"> Activity Circle Time | <ul style="list-style-type: none"> TB IMAX Mini Chart of Alphabet Rhymes Book IMAX Augmented Reality card of monkey and eagle | - | |
| 2 DD/MM/YYYY | 36 | 2.a 2.b 2.c | <ul style="list-style-type: none"> Recognise letter M Know vocabulary of letter M Practise letter M through rainbow tracing | <ul style="list-style-type: none"> Activity Practice | <ul style="list-style-type: none"> TB AB Sand tray | TB: Pg. 36 AB: Pg. 3 | |
| 3 DD/MM/YYYY | 36 | 2.c | <ul style="list-style-type: none"> Write letter M | <ul style="list-style-type: none"> Practice | <ul style="list-style-type: none"> TB | TB: Pg. 36 | |
| 4 DD/MM/YYYY | 37 | 2.a 2.b | <ul style="list-style-type: none"> Recognise letter N Know vocabulary of letter N | <ul style="list-style-type: none"> Circle Time | <ul style="list-style-type: none"> TB IMAX Mini Chart of Alphabet Sand tray | - | |
| 5 DD/MM/YYYY | 37 | 2.a 2.b 2.c | <ul style="list-style-type: none"> Recognise letter N Know vocabulary of letter N Practise letter N through rainbow tracing | <ul style="list-style-type: none"> Activity Practice | <ul style="list-style-type: none"> TB AB | TB: Pg. 37 AB: Pg. 3 | |
| 6 DD/MM/YYYY | 37 | 2.c | <ul style="list-style-type: none"> Write letter N | <ul style="list-style-type: none"> Practice | <ul style="list-style-type: none"> TB | TB: Pg. 37 | |

| Day and Planned Date | Page No. | KC No. | Daily Learning Outcome(s) | Teaching Strategies | Resources | Practice | Teacher's Notes |
|----------------------|----------|-------------------|--|---|--|-------------------------|-----------------|
| 7 DD/MM/YYYY | 38 | 2.a 2.b | <ul style="list-style-type: none"> Recognise letter O Know vocabulary of letter O | <ul style="list-style-type: none"> Circle Time | <ul style="list-style-type: none"> TB IMAX Mini Chart of Alphabet Sand tray | - | |
| 8 DD/MM/YYYY | 38 | 2.a 2.b 2.c | <ul style="list-style-type: none"> Recognise letter O Know vocabulary of letter O Practise letter O through rainbow tracing | <ul style="list-style-type: none"> Activity Practice | <ul style="list-style-type: none"> TB AB | TB: Pg. 38 AB: Pg. 5 | |
| 9 DD/MM/YYYY | 38 | 2.c | <ul style="list-style-type: none"> Write letter O | <ul style="list-style-type: none"> Practice | <ul style="list-style-type: none"> TB | TB: Pg. 38 | |
| 10 DD/MM/YYYY | 39 | 2.a 2.b | <ul style="list-style-type: none"> Recognise letter K to O Know vocabulary of letter K to O | <ul style="list-style-type: none"> Circle Time Activity | <ul style="list-style-type: none"> TB | - | |
| 11 DD/MM/YYYY | 40 | 2.a 2.b | <ul style="list-style-type: none"> Recognise letter K to O Know vocabulary of letter K to O | <ul style="list-style-type: none"> Circle Time Practice | <ul style="list-style-type: none"> TB Sand tray | TB: Pg. 40 | |
| 12 DD/MM/YYYY | 36 | 2.c | <ul style="list-style-type: none"> Revise writing letter M | <ul style="list-style-type: none"> Practice | <ul style="list-style-type: none"> TB PL IMAX Mini Chart of Alphabet Rhymes Book | - | |

| Day and Planned Date | Page No. | KC No. | Daily Learning Outcome(s) | Teaching Strategies | Resources | Practice | Teacher's Notes |
|----------------------|----------|-------------------|---|---|--|------------|-----------------|
| 13 DD/MM/YYYY | 37 | 2.c | <ul style="list-style-type: none"> Revise writing letter N | <ul style="list-style-type: none"> Practice | <ul style="list-style-type: none"> TB PL IMAX Mini Chart of Alphabet Rhymes Book | — | |
| 14 DD/MM/YYYY | 38 | 2.c | <ul style="list-style-type: none"> Revise writing letter O | <ul style="list-style-type: none"> Practice | <ul style="list-style-type: none"> TB PL IMAX Mini Chart of Alphabet Rhymes Book | — | |
| 15 DD/MM/YYYY | 41 | 2.b | <ul style="list-style-type: none"> Revise vocabulary of letters K to O | <ul style="list-style-type: none"> Circle Time Practice | <ul style="list-style-type: none"> TB Rhymes Book | TB: Pg. 41 | |
| 16 DD/MM/YYYY | 42 | 2.a 2.b 2.c | <ul style="list-style-type: none"> Recognise letter P Know vocabulary of letter P Trace letter P | <ul style="list-style-type: none"> Circle Time Practice | <ul style="list-style-type: none"> TB IMAX Mini Chart of Alphabet | TB: Pg. 42 | |
| 17 DD/MM/YYYY | 43 | 2.a 2.b 2.c | <ul style="list-style-type: none"> Recognise letter Q Know vocabulary of letter Q Trace letter Q | <ul style="list-style-type: none"> Circle Time Practice | <ul style="list-style-type: none"> TB IMAX Mini Chart of Alphabet | TB: Pg. 43 | |
| 18 DD/MM/YYYY | 44 | 2.a 2.b 2.c | <ul style="list-style-type: none"> Recognise letter R Know vocabulary of letter R Trace letter R | <ul style="list-style-type: none"> Circle Time Practice | <ul style="list-style-type: none"> TB IMAX Mini Chart of Alphabet | TB: Pg. 44 | |

| Day and Planned Date | Page No. | KC No. | Daily Learning Outcome(s) | Teaching Strategies | Resources | Practice | Teacher's Notes |
|----------------------|----------|-------------------|--|---|--|-------------------------|-----------------|
| 19 DD/MM/YYYY | 45 | 2.a 2.b 2.c | <ul style="list-style-type: none"> Recognise letter S Know vocabulary of letter S Trace letter S | <ul style="list-style-type: none"> Circle Time Practice | <ul style="list-style-type: none"> TB IMAX Mini Chart of Alphabet | TB: Pg. 45 | |
| 20 DD/MM/YYYY | 46 | 2.a 2.b 2.c | <ul style="list-style-type: none"> Recognise letter T Know vocabulary of letter T Trace letter T | <ul style="list-style-type: none"> Circle Time Practice | <ul style="list-style-type: none"> TB IMAX Mini Chart of Alphabet Rhymes Book | TB: Pg. 46 | |
| 21 DD/MM/YYYY | 47 | 2.a 2.b 2.c | <ul style="list-style-type: none"> Revise letters P to T Revise vocabulary P to T Revise writing letter P | <ul style="list-style-type: none"> Activity Practice | <ul style="list-style-type: none"> TB AB PL | AB: Pg. 5 | |
| 22 DD/MM/YYYY | 47 | 2.a 2.b 2.c | <ul style="list-style-type: none"> Revise letters P to T Revise vocabulary P to T Revise writing letter Q | <ul style="list-style-type: none"> Activity Practice | <ul style="list-style-type: none"> TB AB PL Sand tray | AB: Pg. 7 | |
| 23 DD/MM/YYYY | 48 | 2.a 2.b 2.c | <ul style="list-style-type: none"> Revise letters P to T Revise vocabulary P to T Revise writing letter R | <ul style="list-style-type: none"> Activity Practice | <ul style="list-style-type: none"> TB AB PL | AB: Pg. 7 | |
| 24 DD/MM/YYYY | 47 | 2.a 2.b 2.c | <ul style="list-style-type: none"> Revise letters P to T Revise vocabulary P to T Revise writing letter S | <ul style="list-style-type: none"> Activity Practice | <ul style="list-style-type: none"> TB AB PL Sand tray | AB: Pg. 9 | |
| 25 DD/MM/YYYY | 49 | 2.a 2.b 2.c | <ul style="list-style-type: none"> Revise beginning letters P to T Revise writing letter T | <ul style="list-style-type: none"> Activity Practice | <ul style="list-style-type: none"> TB AB PL Rhymes Book | TB: Pg. 49 AB: Pg. 9 | |

| Day and Planned Date | Page No. | KC No. | Daily Learning Outcome(s) | Teaching Strategies | Resources | Practice | Teacher's Notes |
|----------------------|----------|-------------------|--|---|--|-----------------|-----------------|
| 26 DD/MM/YYYY | 50, 51 | 2.a 2.b 2.c | <ul style="list-style-type: none"> Recognise letter U and letter V Know vocabulary of letters U and V Trace letters U and V | <ul style="list-style-type: none"> Circle Time Practice | <ul style="list-style-type: none"> TB IMAX Mini Charts of Alphabet | TB: Pgs. 50, 51 | |
| 27 DD/MM/YYYY | 52 | 2.a 2.b 2.c | <ul style="list-style-type: none"> Recognise letter W Know vocabulary of letter W Trace letter W | <ul style="list-style-type: none"> Circle Time Practice | <ul style="list-style-type: none"> TB IMAX Mini Chart of Alphabet | TB: Pg. 52 | |
| 28 DD/MM/YYYY | 53 | 2.a 2.b 2.c | <ul style="list-style-type: none"> Recognise letter X Know vocabulary of letter X Trace letter X | <ul style="list-style-type: none"> Circle Time Practice | <ul style="list-style-type: none"> TB IMAX Mini Chart of Alphabet | TB: Pg. 53 | |
| 29 DD/MM/YYYY | 54 | 2.a 2.b 2.c | <ul style="list-style-type: none"> Recognise letter Y Know vocabulary of letter Y Trace letter Y | <ul style="list-style-type: none"> Circle Time Practice | <ul style="list-style-type: none"> TB IMAX Mini Chart of Alphabet | TB: Pg. 54 | |
| 30 DD/MM/YYYY | 55 | 2.a 2.b 2.c | <ul style="list-style-type: none"> Recognise letter Z Know vocabulary of letter Z Trace letter Z | <ul style="list-style-type: none"> Circle Time Practice | <ul style="list-style-type: none"> TB IMAX Mini Chart of Alphabet | TB: Pg. 55 | |

| Day and Planned Date | Page No. | KC No. | Daily Learning Outcome(s) | Teaching Strategies | Resources | Practice | Teacher's Notes |
|----------------------|----------|-------------------|--|--|--|----------------|-----------------|
| 31 DD/MM/YYYY | 56 | 2.a 2.b 2.c | <ul style="list-style-type: none"> Revise letter U and letter V Revise vocabulary of letters U and V Revise writing letters U and V | <ul style="list-style-type: none"> Activity Practice | <ul style="list-style-type: none"> TB AB PL | AB: Pg. 11 | |
| 32 DD/MM/YYYY | 56 | 2.a 2.b 2.c | <ul style="list-style-type: none"> Revise letter W Revise vocabulary of letter W Revise writing letter W | <ul style="list-style-type: none"> Activity Practice | <ul style="list-style-type: none"> TB AB PL | AB: Pg. 13 | |
| 33 DD/MM/YYYY | 57 | 2.a 2.b 2.c | <ul style="list-style-type: none"> Revise letter x Revise vocabulary of letter X Revise writing letter X | <ul style="list-style-type: none"> Activity Practice | <ul style="list-style-type: none"> TB AB PL | AB: Pg. 13 | |
| 34 DD/MM/YYYY | 56 | 2.a 2.b 2.c | <ul style="list-style-type: none"> Revise letter Y Revise vocabulary of letter Y Revise writing letter Y | <ul style="list-style-type: none"> Activity Practice | <ul style="list-style-type: none"> TB AB PL | AB: Pg. 15 | |
| 35 DD/MM/YYYY | 58 | 2.a 2.b 2.c | <ul style="list-style-type: none"> Revise letter Z Revise vocabulary of letter Z Revise writing letter Z | <ul style="list-style-type: none"> Activity Practice | <ul style="list-style-type: none"> TB AB PL | AB: Pg. 15, 17 | |

| | Names | Teacher's Notes |
|--------------------|-------|-----------------|
| Handhold Learners | | |
| Challenge Learners | | |



Letter M

M is for MUG

M is for MANGO

'M' 'm' says - /m/-/m/-/m/




MUG



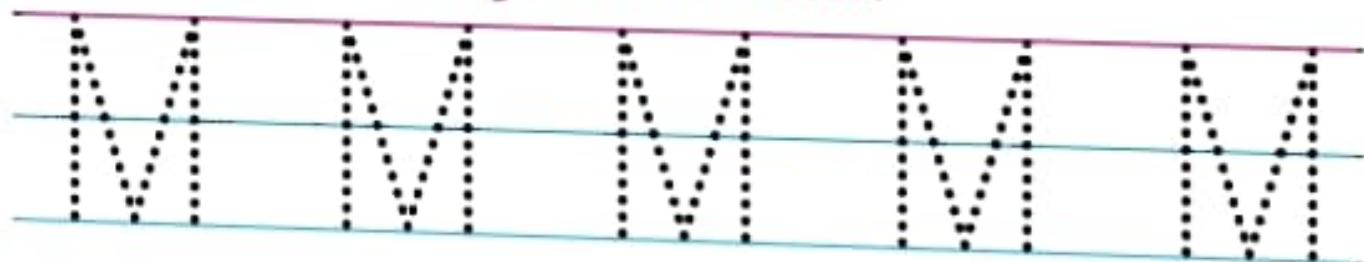
MANGO

Trace with your finger.

Colour with crayons.



Trace the dots to form the letter.





Letter N

N is for NUT

N is for NET

'N' 'n' says - /n/-/n/-/n/



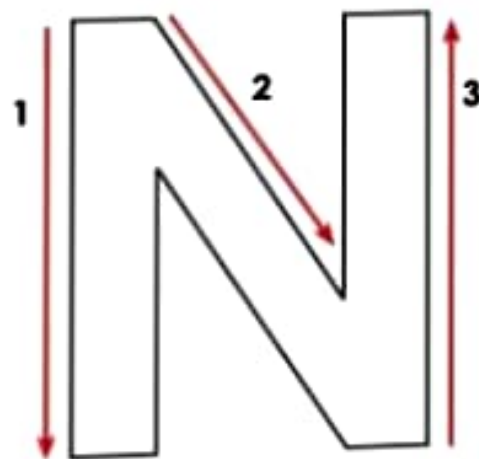
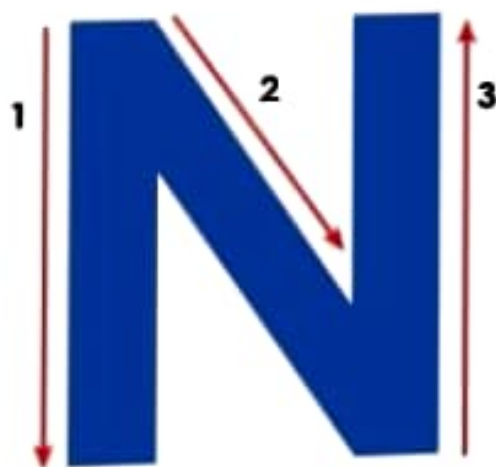
NUT



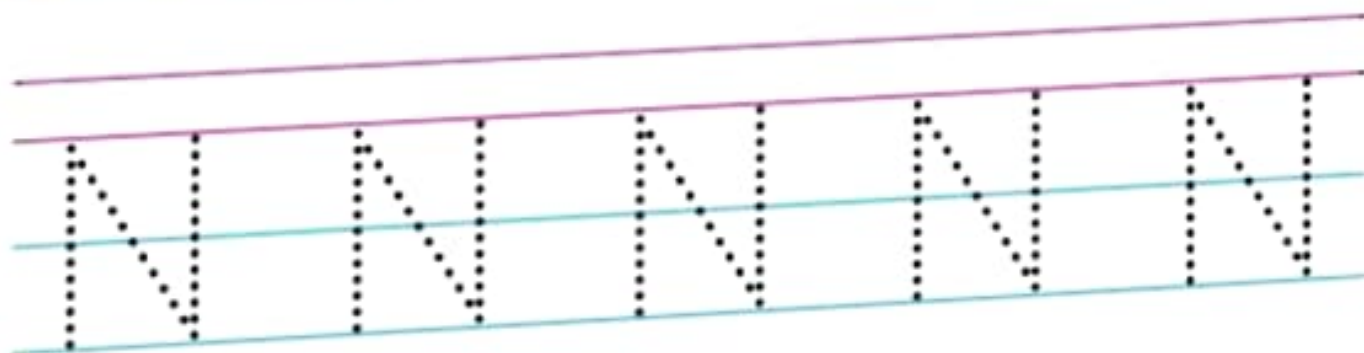
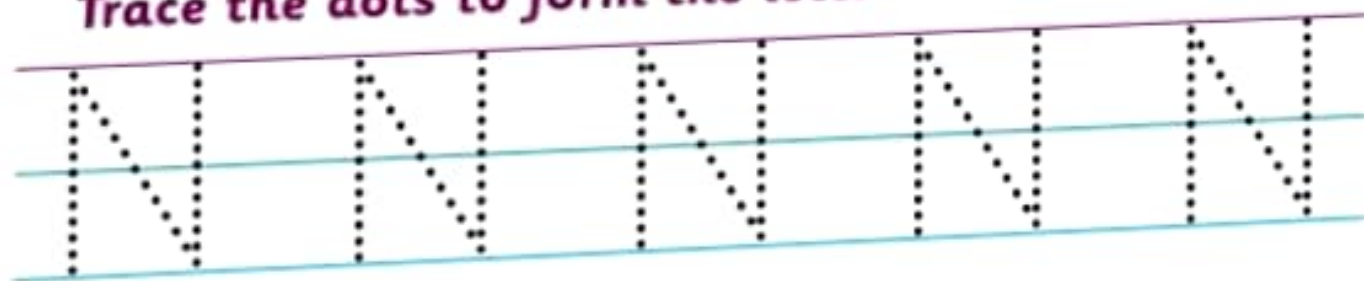
NET

Trace with your finger.

Colour with crayons.



Trace the dots to form the letter.





Letter O

O is for ORANGE

O is for OCTOPUS

'O' 'o' says - /o/-/o/-/o/



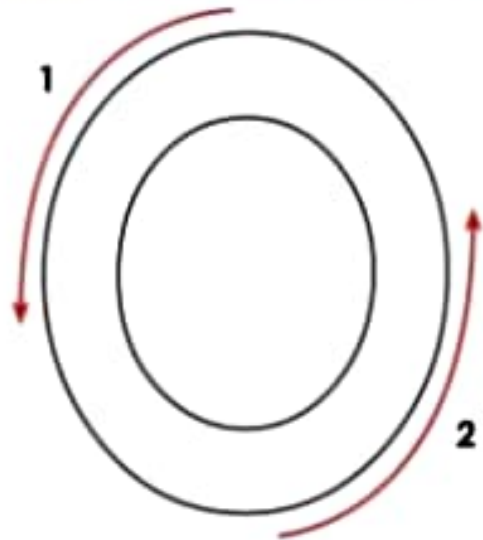
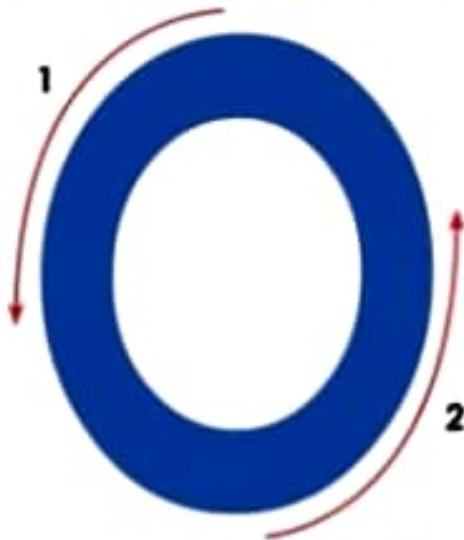
ORANGE



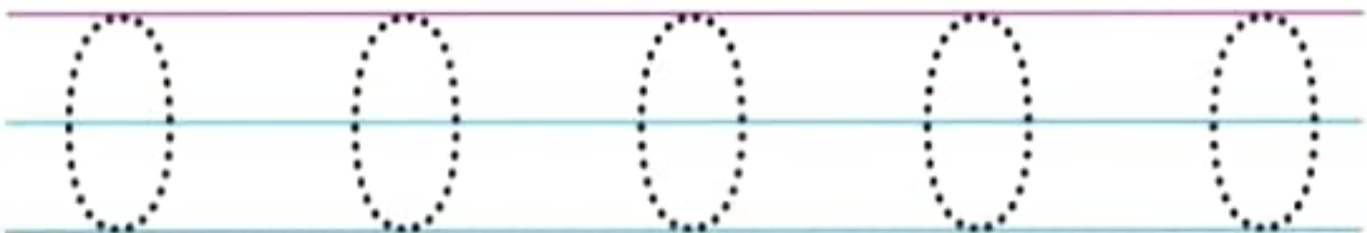
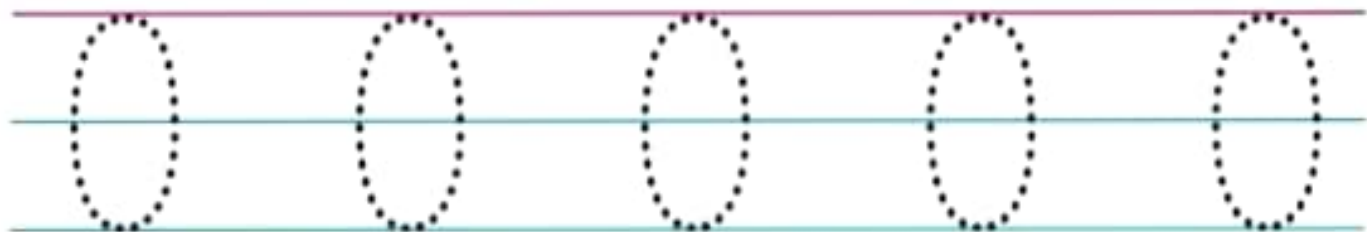
OCTOPUS

Trace with your finger.

Colour with crayons.



Trace the dots to form the letter.





Let Us Revise: K to O

Identify the pictures and read the letters aloud.

K



KITE

L



LAMP

M



MUG

N



NET

O



ORANGE



Circle the Letter: K to O

Identify the letter on your left and circle the same letter in the word on your right.

N in



N E S T

O in



O W L

M in



M O N K E Y

L in



L A M P

K in



K I T E



Beginning Letter: K to O

Match the words to their beginning letters by drawing lines.



LEMON

O



KING

M



MANGO

L



OWL

N



NEST

K



Letter P

P is for POT

P is for PAN

'P' 'p' says - /p/-/p/-/p/



POT



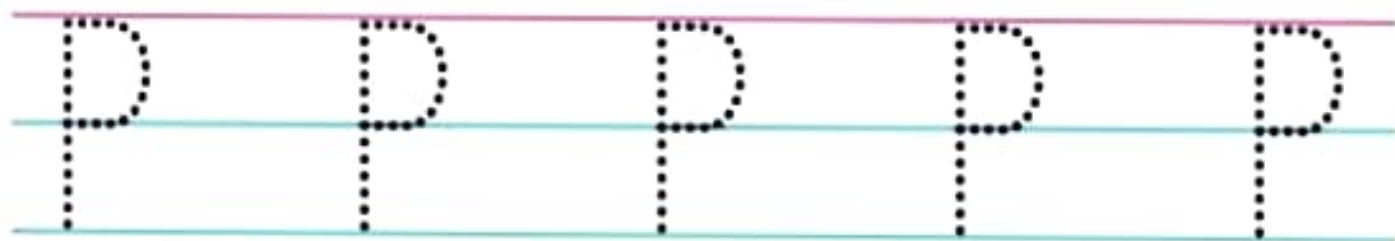
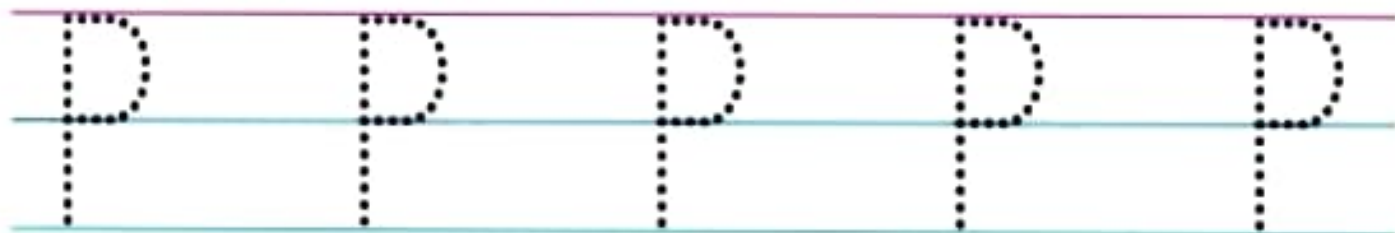
PAN

Trace with your finger.

Colour with crayons.



Trace the dots to form the letter.





Letter Q

Q is for QUEEN

Q is for QUILT

'Q' 'q' says - /q/-/q/-/q/



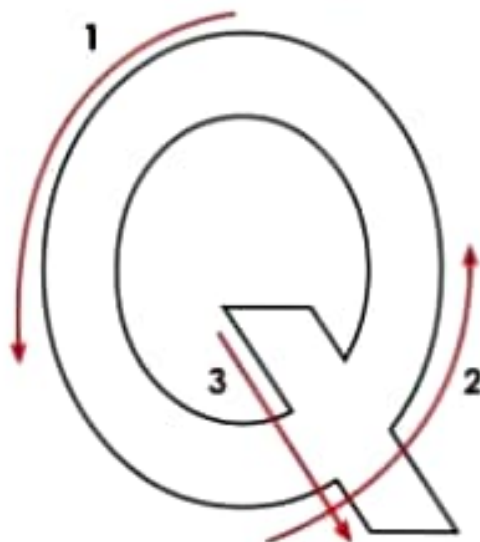
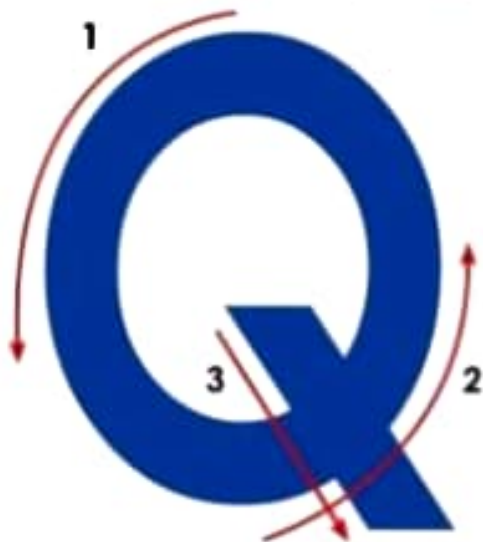
QUEEN



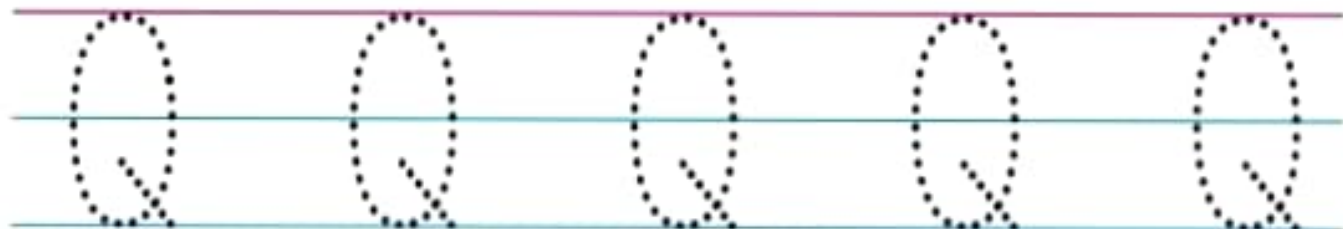
QUILT

Trace with your finger.

Colour with crayons.



Trace the dots to form the letter.





Letter R

R is for RAT

R is for RABBIT

'R' 'r' says - /r/-/r/-/r/



RAT



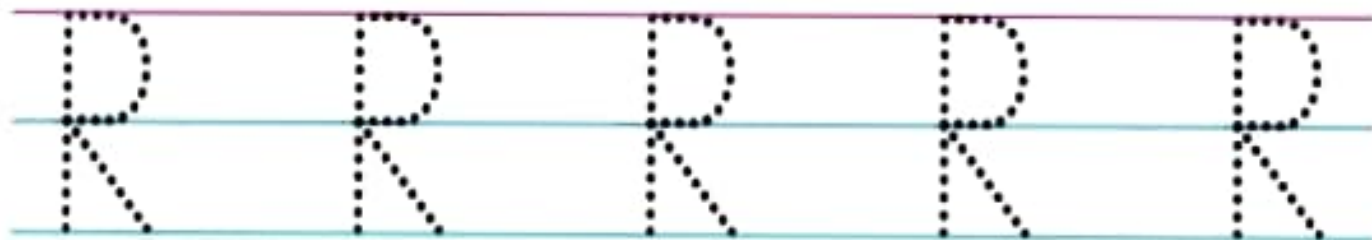
RABBIT

Trace with your finger.

Colour with crayons.



Trace the dots to form the letter.





Letter S

S is for SUN

S is for SNAKE

'S' 's' says - /s/-/s/-/s/



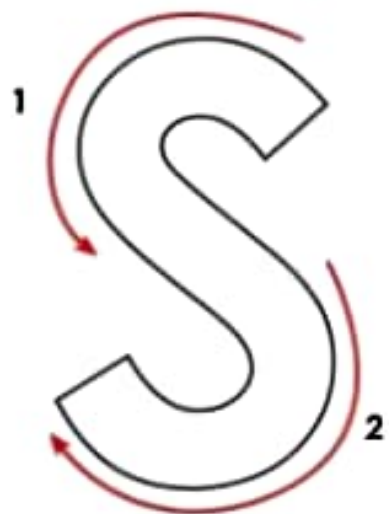

SUN



SNAKE

Trace with your finger.

Colour with crayons.



Trace the dots to form the letter.





Letter T

T is for TUB

T is for TOP

'T' 't' says - /t/-/t/-/t/




TUB

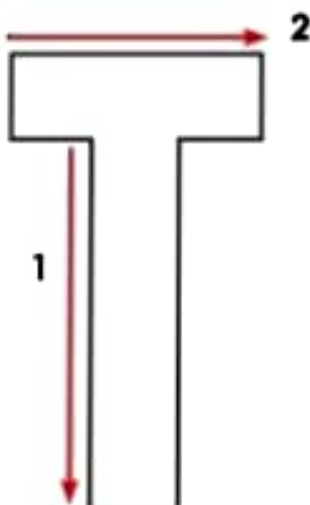


TOP

Trace with your finger.



Colour with crayons.



Trace the dots to form the letter.





Let Us Revise: P to T

Identify the pictures and read the letters aloud.

P



PAN

Q



QUEEN

R



RAT

S



SUN

T



TUB



Circle the Letter: P to T

Identify the objects in the given pictures. Follow the instructions below each picture.



C A P

Find 'P' and circle (O) it.



B O A T

Find 'T' and circle (O) it.



Q U E U E

Find 'Q' and circle (O) it.



C A R

Find 'R' and circle (O) it.



S C O O T E R

Find 'S' and circle (O) it.



P A R R O T

Find 'T' and circle (O) it.



Beginning Letter: P to T

Match the words to their beginning letters by drawing lines.



PARROT

T



QUEEN

R



RABBIT

S



TREE

Q



SUN

P



Letter U

U is for UMBRELLA

U is for UP

'U' 'u' says - /u/-/u/-/u/



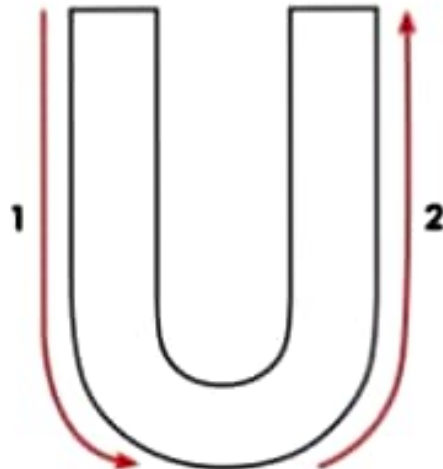

UMBRELLA



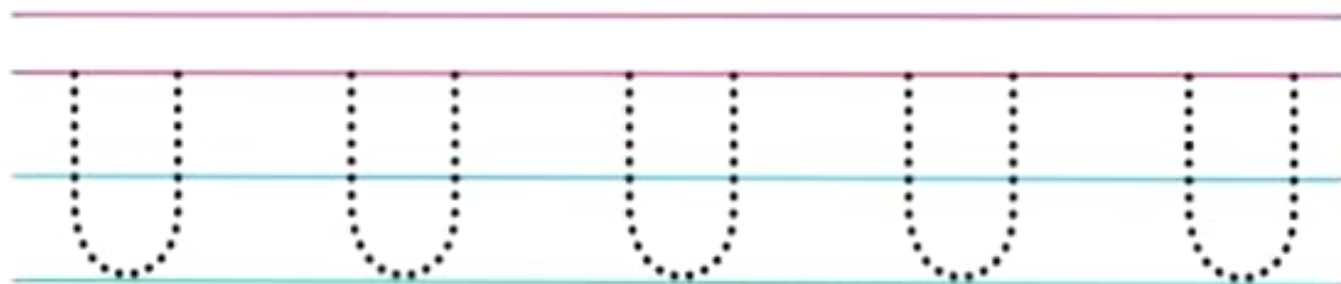
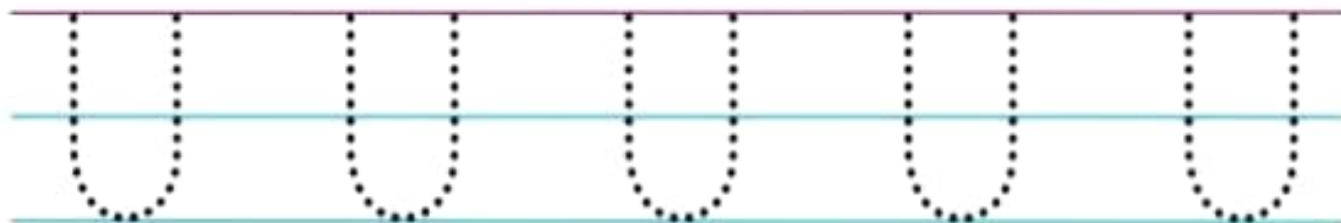
UP

Trace with your finger.

Colour with crayons.



Trace the dots to form the letter.





Letter V

V is for VAN

V is for VASE

'V' 'v' says - /v/-/v/-/v/



VAN



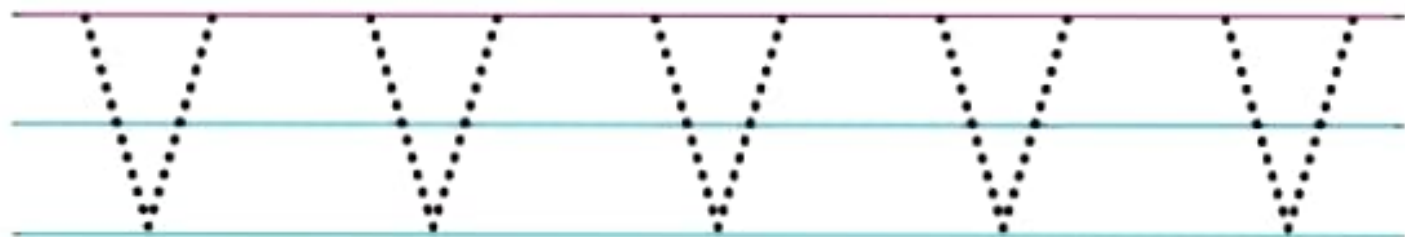
VASE

Trace with your finger.

Colour with crayons.



Trace the dots to form the letter.





Letter W

W is for WATCH

W is for WALL

'W' 'w' says - /w/-/w/-/w/



WATCH



WALL

Trace with your finger.

Colour with crayons.



Trace the dots to form the letter.





Letter X

X is for X-MAS TREE

X is for X-RAY

'X' 'x' says - /x/-/x/-/x/



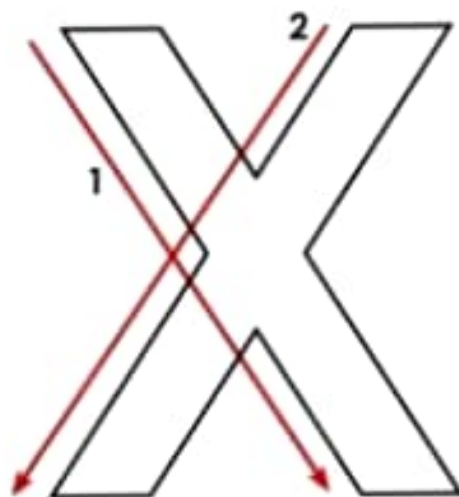
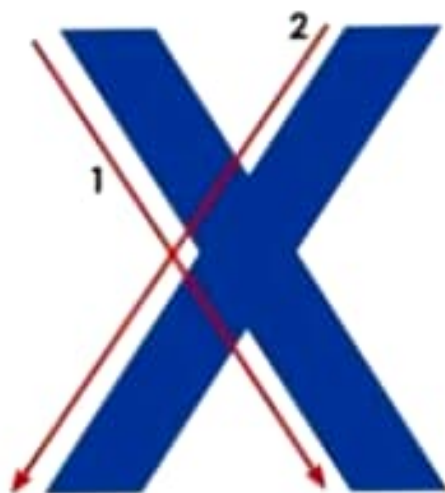
X-MAS
TREE



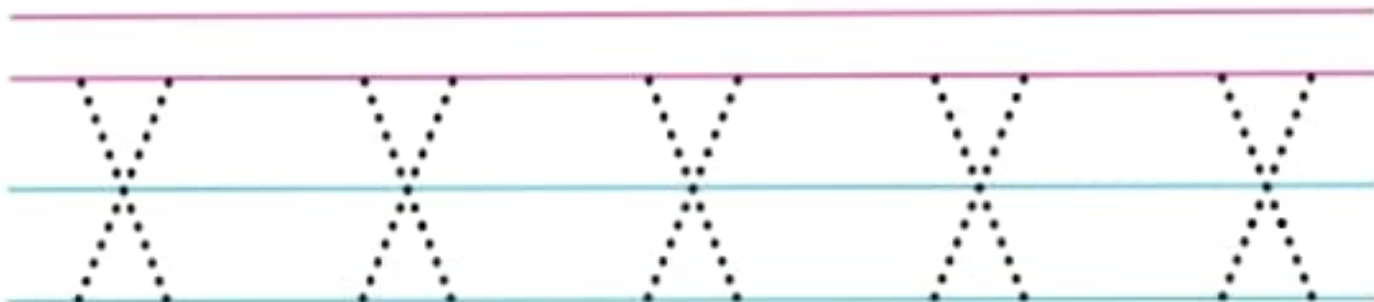
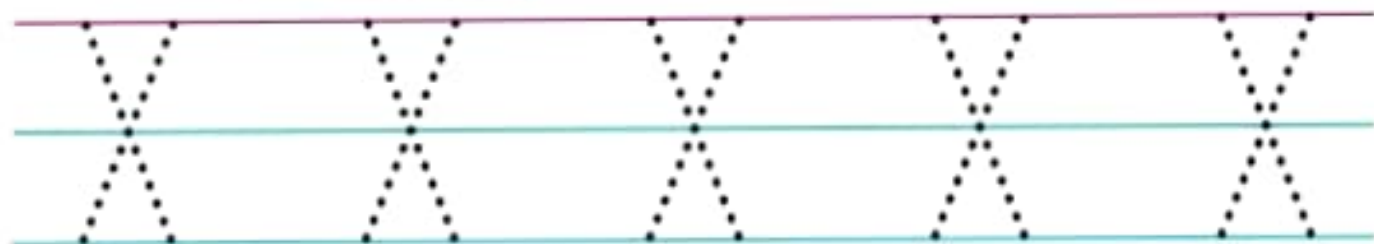
X-RAY

Trace with your finger.

Colour with crayons.



Trace the dots to form the letter.





Letter Y


Y is for **Y**ELLOW

Y is for **Y**O-YO

'Y' 'y' says - /y/-/y/-/y/



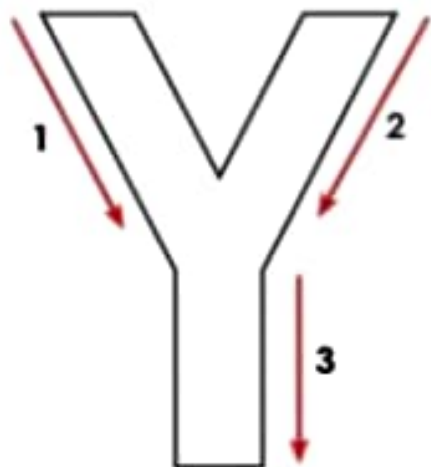
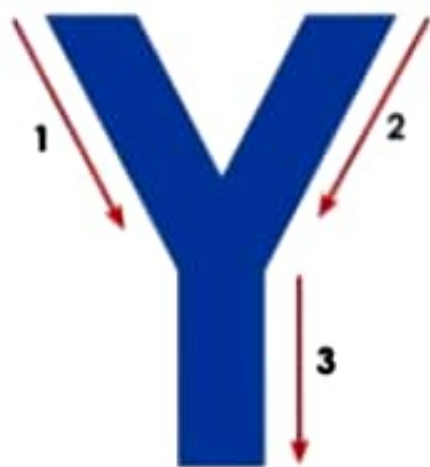
YELLOW



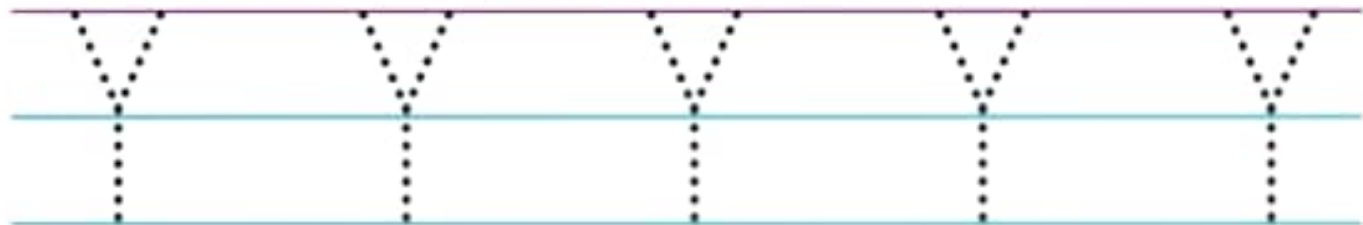
YO-YO

Trace with your finger.

Colour with crayons.



Trace the dots to form the letter.





Letter Z

Z is for ZIP

Z is for ZEBRA

'Z' 'z' says - /z/-/z/-/z/




Trace with your finger.

Colour with crayons.



Trace the dots to form the letter.





Let Us Revise: U to Z

Identify the pictures and read the letters aloud.

U



UMBRELLA

X



X-MAS
TREE

V



VAN

Y



YELLOW

W



WATCH

Z



ZIP





Circle the Letter: U to Z

Identify the objects in the given pictures. Follow the instructions below each picture.



U M B R E L L A

Find 'U' and circle (O) it.



O X

Find 'X' and circle (O) it.



W A T C H

Find 'W' and (O) circle it.



Y A C H T

Find 'Y' and circle (O) it.



Z E B R A

Find 'Z' and circle (O) it.



V A N

Find 'V' and circle (O) it.



Beginning Letter: U to Z

Match the words to their beginning letters by drawing lines.



YELLOW

X



WATCH

Y



X-RAY

U



ZEBRA

V



UP

W



VAN

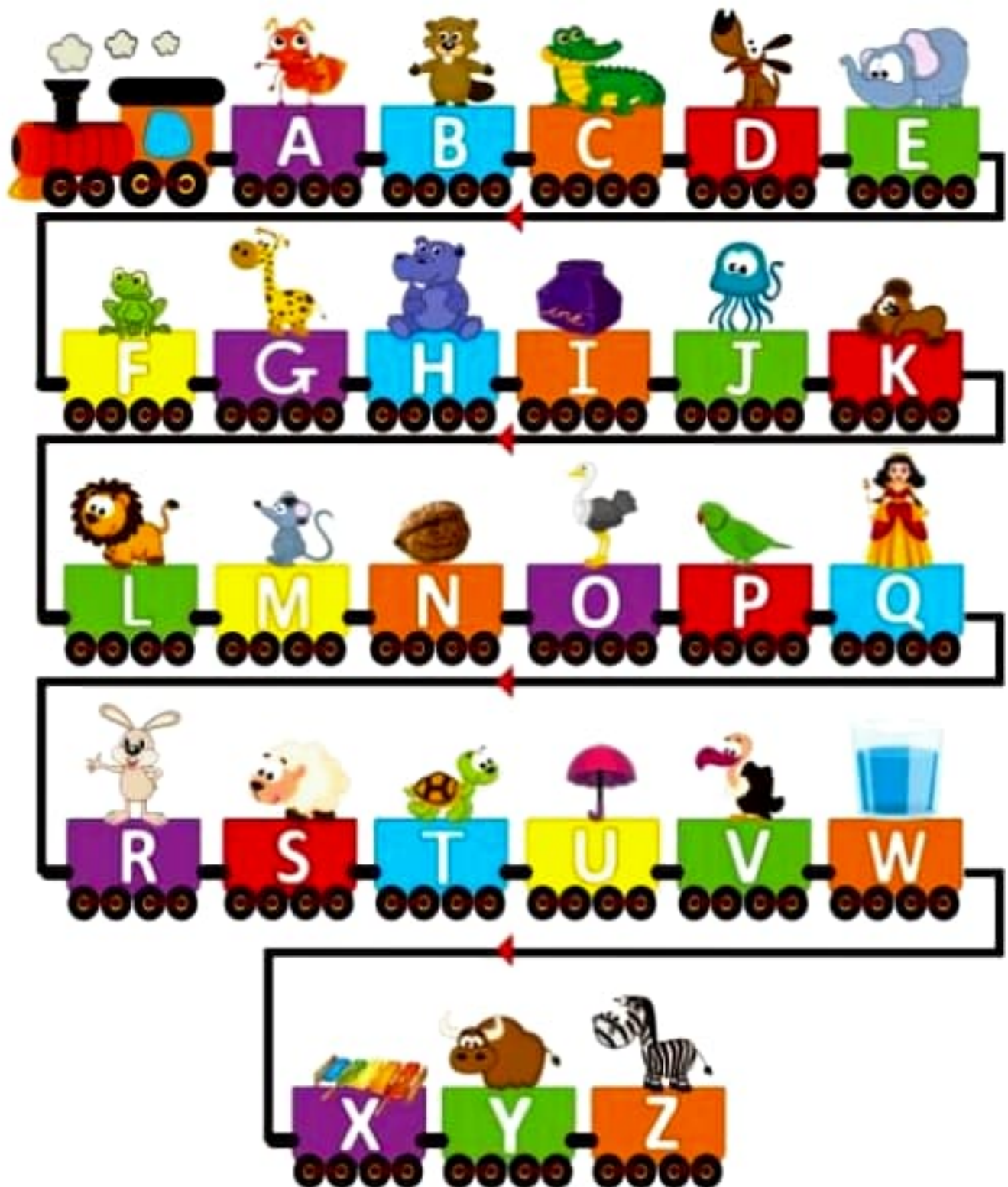
Z

3) Revise A to Z



Follow the Alphabet Train

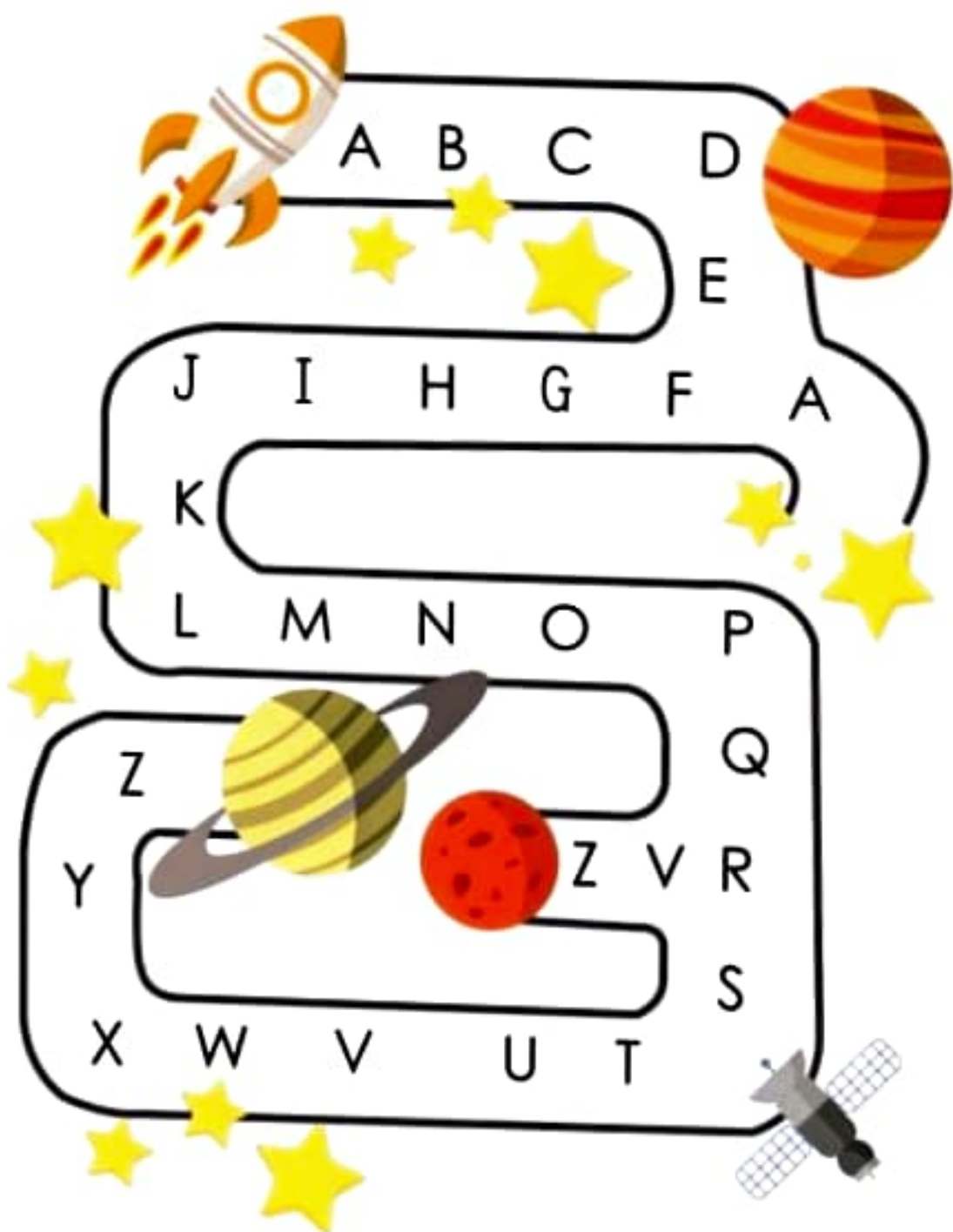
Put your finger on each letter and read it aloud.





A to Z Space Journey

Help the rocket discover a new planet by following the path from A to Z in order. Draw a line with your pencil to show the correct path.





Let Us Revise: A to J

Trace the letters from A to J to form the words.
Read the letters aloud.



ANT



BAT



CAP



DOG



EGG



FISH



GOAT



HUT



IGLOO



JAM



Let Us Revise: K to T

Trace the letters from K to T to form the words.
Read the letters aloud.



KING



LION



MANGO



NUT



OCTOPUS



POT



QUILT



RABBIT



SNAKE



TOP



Let Us Revise: U to Z

Trace the letters from U to Z to form the words.
Read the letters aloud.



UP



VASE



WALL



X-RAY



YO-YO



ZEBRA

Reflection

Suggested questions to test the key concept(s)

Key Concept(s)

Remarks

- | | Suggested questions to test the key concept(s) | Key Concept(s) | Remarks |
|---|---|---|---------|
| 1 | Read aloud the Letters of the Alphabet. | Day 3 - Revise reading letters A to Z in order | |
| 2 | Name one word for each letter of the alphabet starting from A to Z. | Day 6 - Revise vocabulary of the corresponding letter | |
| 3 | Trace the letter E , G , J , N , Q , R , and Y in the air. | Day 14 - Revise tracing of letters A to Z | |